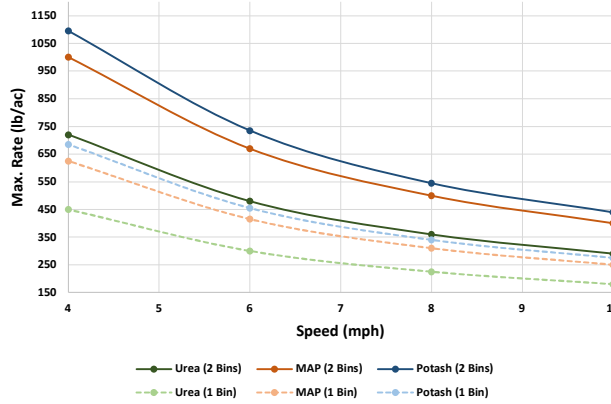


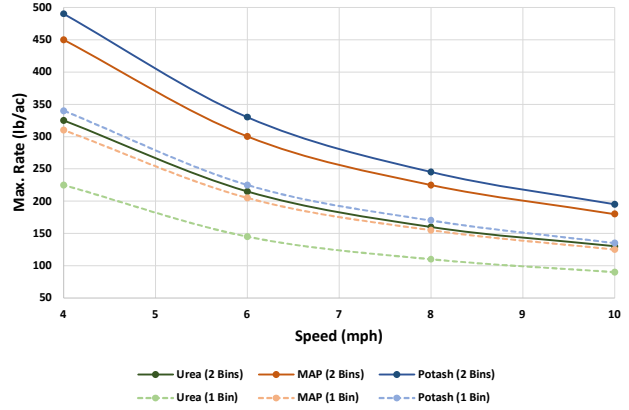
Montag Gen 2 2218 Rate Capacity Chart

Gen II 2218 Maximum Rate by Speed (30" Row)												
1 Row per Meter Outlet						Bins	2 Rows per Meter Outlet (Splitters)					
Urea (46 lb/r ²)		MAP (64 lb/r ²)		Potash (70 lb/r ²)			Urea (46 lb/r ²)		MAP (64 lb/r ²)		Potash (70 lb/r ²)	
Speed	Max. Rate	Speed	Max. Rate	Speed	Max. Rate	Speed	Max. Rate	Speed	Max. Rate	Speed	Max. Rate	
10	290	10	400	10	440	2 Bins	10	130	10	180	10	195
8	360	8	500	8	545		8	160	8	225	8	245
6	480	6	670	6	735		6	215	6	300	6	330
4	720	4	1000	4	1095		4	325	4	450	4	490
10	180	10	250	10	275	1 Bin	10	90	10	125	10	135
8	225	8	310	8	340		8	110	8	155	8	170
6	300	6	415	6	455		6	145	6	205	6	225
4	450	4	625	4	685		4	225	4	310	4	340

Maximum Rate by Speed (1 Row per Meter Outlet)

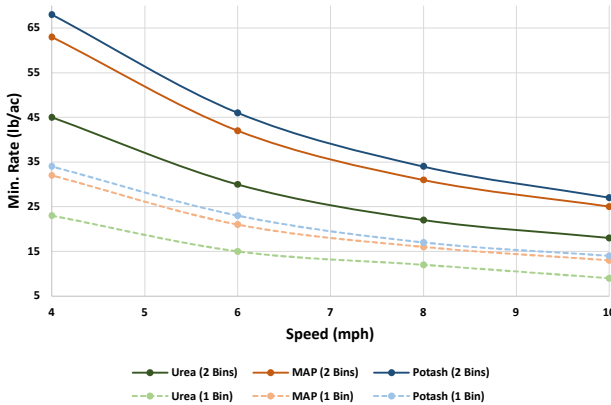


Maximum Rate by Speed (2 Rows per Meter Outlet (Splitters))



Gen II 2218 Minimum Rate by Speed (30" Row)												
1 Row per Meter Outlet						Bins	2 Rows per Meter Outlet (Splitters)					
Urea (46 lb/r ²)		MAP (64 lb/r ²)		Potash (70 lb/r ²)			Urea (46 lb/r ²)		MAP (64 lb/r ²)		Potash (70 lb/r ²)	
Speed	Min. Rate	Speed	Min. Rate	Speed	Min. Rate	Speed	Min. Rate	Speed	Min. Rate	Speed	Min. Rate	
10	18	10	25	10	27	2 Bins	10	9	10	13	10	14
8	22	8	31	8	34		8	12	8	16	8	18
6	30	6	42	6	46		6	15	6	21	6	23
4	45	4	63	4	68		4	22	4	31	4	34
10	9	10	13	10	14	1 Bin	10	4	10	7	10	7
8	12	8	16	8	17		8	6	8	8	8	9
6	15	6	21	6	23		6	8	6	11	6	12
4	23	4	32	4	34		4	12	4	16	4	18

Minimum Rate by Speed (1 Row per Meter Outlet)



Minimum Rate by Speed (2 Rows per Meter Outlet)

