

PRO-BELT™ SERIES ROUND BALERS

Pro-Belt™ 450 | Pro-Belt™ 460



Balers built for business.

Pro-Belt™ Series round balers deliver maximum dependability and performance to enhance the productivity of professional haymakers and contractors like you. Regardless of crop, the Pro-Belt 450 and 460 build high-density, square-shouldered bales time and time again. It starts with heavy-duty components, like the TwinDrive™ gearbox, and robust construction that enhance reliability, not only daily, but over the baler's lifetime. Feeding excellence is the result of the robust MaxiSweep™ pickup and the impressive throughput of a SuperFeed™ rotary feeding system or 13- or 25-knife CropCutter® rotary feeding and cutting system. Inside the chamber you'll find a simple, yet highly effective design with few moving parts paired with premium endless belts to minimize maintenance. Partnering with you in the cab is an intuitive user interface that lets you tailor bale density, instantaneously view crop moisture, and activate IntelliBale™ to completely automate the baling cycle. Build your business by making top-quality bales at a high output with a round baler that's built for business.



Model	Bale Size	Minimum PTO HP Requirement
Pro-Belt™ 450 – SuperFeed™		100
Pro-Belt™ 450 – CropCutter® (13 knives)	4' x 5.5'	110-120
Pro-Belt™ 450 – CropCutter® (25 knives)		110-120
Pro-Belt™ 460 – SuperFeed™		105
Pro-Belt™ 460 – CropCutter® (13 knives)	4' x 6.25'	120-140
Pro-Belt™ 460 – CropCutter® (25 knives)		120-140



Productive

- **SuperFeed or CropCutter rotary feeding system** – delivers impressive crop throughput and cutting capability.
- **ActiveDrop™ floor system** – minimizes the risk of crop slugs plugging up your day by automatically dropping the floor if the crop load becomes too significant.
- **IntelliBale baler automation** – reduces your fatigue and helps you produce more uniform bales by automating the baling cycle.
- **Fast tailgate cycle time** – lets you get back to making bales quicker.



Reliable

- **Rugged construction** – heavy-duty bearings, sprockets, chains, and drive rolls join a thick steel frame and a simple chamber design for ideal density and longevity. In fact, Pro-Belt round balers are 20% heavier than their respective Roll-Belt™ counterparts.
- **TwinDrive™ Gearbox** – uniformly spreads the power load for balanced, smooth operation and greater reliability.
- **Premium endless belts** – have sealed edges to resist fraying, rigidity to resist flipping, and a 15,000 bale warranty.
- **EdgeWrap™ net wrapping system** – provides a short, efficient path into the chamber for fast and easy wrapping.



Optimal

- **Tailor a baler** – choose the SuperFeed rotary feeding system or a 13- or 25-knife CropCutter rotary cutting system, as well as tires, gauge wheels, the operator interface, and more.
- **Large-diameter bale chamber** – compared to equivalent Roll-Belt round balers, Pro-Belt balers have a larger bale chamber, which means more capacity and volume in high-yield crops.
- **Advanced ISOBUS-ready controls** – offer an intuitive user interface and easy-to-change settings to keep you informed in the field.
- **Simple service** – the standard automatic oiling system, banked grease zerks or optional Lincoln-brand automatic lubrication system, gull-wing style doors, and optional lights make service simple.
- **Dual belt drive rolls** – provide equally impressive belt driving performance in all crop conditions.



Style meets function

As a nod to our round baler heritage and a bold look to the future, the Pro-Belt Series sports the Natural Flow styling that was first introduced on our BigBaler 340 High Density Series large square balers. But this isn't a case of style over function – the side and front shields open wide for easy access during servicing, while yellow paint on the frame enhances visibility from an operational, service, and safety perspective.

Geared up to gather up crop.

Professional-grade baling requires a robust driveline and pickup. For Pro-Belt™ balers, that starts with the strong TwinDrive™ gearbox, which evenly distributes PTO power to both sides of the baler for smooth operation and ultimate reliability. Along with a premium oil-filled cut-out clutch and heavy-duty drives with high-quality chains, commercial-grade performance comes standard. Feeding a baler with a big appetite also requires a durable pickup to keep it satisfied and the MaxiSweep™ pickup delivers just that – ensuring smooth, constant crop flow into the rotor for maximum capacity.



Tough TwinDrive™ gearbox

For smooth operation and greater reliability, the TwinDrive gearbox directs PTO power to both sides of the baler without transferring it through the driven rollers. The left side powers the main belt, fixed roll drive chain, and floor roll drive chain, while the right side delivers power to the starter roll drive chain and rotary feeding system drive chain.

All power, no hassle

To push through crop and avoid plugs, the premium oil-filled cut-out clutch can maintain over 1,000-foot pounds of force. When it's needed, power is immediately cut out to protect the drive. Unlike a friction slip clutch that can heat up and lose torque, this clutch remains cool during operation while delivering constant torque. To resume, simply idle the tractor down and the clutch will re-engage.



Heavy-duty drives

Pro-Belt balers feature big, heavy-duty bearings, sprockets, and drive rolls to provide maximum durability. Using only four, heavy-duty Diamond®-brand driving chains, power is delivered more efficiently while enhancing durability. The right side of the baler has #100 chain powering the starter roll drive and #100H chain driving the undershot rotor. On the left side, #100H chain drives the main belt and fixed roll, while #80 chain is found on the floor roll.

Efficient MaxiSweep™ pickup

A baler with a big appetite is nothing without a pickup and feeding system that can keep it full. The path to perfect, square-shouldered bales starts with the heavy-duty MaxiSweep pickup. The reliable twin-cam drive, 160 tines, and five-bar reel deliver a clean sweep, high capacity, and the strength to handle big windrows at a fast pace. To improve visibility and crop flow, the pickup mounting angle is moved forward slightly and the roller and tine windguard is fully adjustable.

Roll without the bunches

Big windrows are no match for the heavy, all-steel windguard. This adjustable windguard uses its weight and crop-driven rotation to effortlessly compress crop, which means less bunching and smooth, even crop flow over the entire pickup.



Augers that ensure maximum crop throughput

Delivering maximum throughput means that crop needs to move quickly from the ends of the pickup. The pickup is outfitted with eight-inch overshot, in-feed stub augers that turn over three-and-a-half times faster than the pickup reel. Unlike integral or in-line designs, these augers are positioned to deliver crop ahead of the feeding system to help ensure uninterrupted crop flow. Augers are finished with a hardened wear strip to increase wear resistance and reduce scraper adjustments.



Linked to more benefits

To maximize performance and uptime, the pickup is driven by #80H Diamond chain. Its exceptional resistance to wear and stretch is delivered by hard chrome pins and extra thick heavy-duty side plates. A maintenance-free radial pin clutch further increases pickup and drive reliability.



From field mode to road in a flash

The standard hydraulic pickup lift and dual no-tools gauge wheels let you go from field mode to the road and back in a flash. Convenient, no-tools gauge wheels are standard, but no-tools castering gauge wheels can also be equipped to assist with tight turning on headlands and eliminate scuffing.




Feeding and cutting excellence.

For greater capacity, the SuperFeed™ rotary feeding system and CropCutter® rotary feeding and cutting system both feature a large, 20.5-inch diameter feeder that's both 14% larger and double the weight of equivalent Roll-Belt™ models. These rotors offer smooth, "V"-shaped feeding to ensure that crop is directly power-fed across the full width of the chamber to provide excellent feeding and cutting for a baler with a big appetite.



SuperFeed™ rotary feeding system

If you need the power to feed difficult crops, but don't need the ability to cut, or want bales packed with long, unbroken crop, then the SuperFeed rotary feeding system is the perfect choice for you. This system has single-point feeder tines, but no knives in the floor. To resist wear, the lobes are made from heat-treated steel. Compared to conventional overshot feeding systems that kick crop into the chamber, this rotor pulls crop underneath it, then power-feeds it directly into the chamber. This positive feeding shines in bulky crops like straw and cornstalks, yet still handles dry hay and silage crops with ease.




CropCutter® rotary feeding and cutting system

If you're looking for the ultimate way of making dense bales, bales that easily break apart during bedding or in a Total Mixed Ration (TMR) to reduce ration mixing times and improve feed efficiency, or a mix of all the above, then look no further than the CropCutter rotary feeding and cutting system.


Two CropCutter versions are available: **a single knife bank with 13 knives** that cuts crop as short as three inches, or **a twin-knife bank with 25 knives** that can cut crop just under 1.7 inches. The 25-knife configuration reduces knife sharpening downtime in abrasive crops because it provides the flexibility to extend fresh, sharp knives on one bank and retract dull ones on the other. Rotors are made of tough, abrasion-resistant AR steel to resist wear.

To deliver a consistent cut, knives can be hydraulically extended or retracted. When extended, an accumulator ensures that knives stay engaged and protected. The 25-knife version has independent knife bank protection to provide exceptional cut quality. When cutting is not required, or a longer cut length is desired, knife blanks are also included. For longer materials, simply remove individual knives and install the conveniently stowed blanks in their place. To ensure maximum capacity, knife pressure is actively monitored and displayed. If working pressure gets too extreme, you'll be alerted on the display.




Automatic ActiveDrop™ floor system

Commercial productivity means you push your equipment harder and faster to get jobs done, and Pro-Belt™ balers make no exception with the standard automatic ActiveDrop™ floor system. When you're pushing hard, the forward dampers provide up to .39 inches (10 millimeters) of flex. However, if the load becomes too significant on the rotor, the system will automatically drop the floor to clear potential plugs, giving you continuous baling without the need to stop. The floor's position is actively monitored and you'll be alerted to slow your ground speed when difficult conditions persist.




Performance to the core.

The Pro-Belt™ bale chamber is a simple design with few moving parts, which means maximum durability, less maintenance, and greater productivity. Only two fixed bale formation rollers are required to provide aggressive rolling action inside the chamber. When combined with the four, 11-inch-wide, steeply angled premium endless belts, tight cores are quickly and easily formed, leading to dense bales time and time again.



- 1 Crop quickly moves from the pickup tines to underneath the rotor, where it's then power-fed directly into the chamber.
- 2 The floor roll supports the growing bale, moving crop away from the rotor towards the perfectly angled belts that swiftly carry it upwards.
- 3 To grip the crop for fast and easy core starts, the starter roll features welded segments, which also help prevent residue buildup.
- 4 Once the core is formed, the fixed roll, which also has welded segments, constantly turns the bale. A rake is also incorporated with the fixed roll to eliminate buildup of sticky crop.
- 5 Powering the four, wide, premium endless belts are twin drive rolls and an aggressive back wrap roll that provide ample contact for positive driving force.
- 6 As the bale grows, the take-up arm assembly applies pressure on the belts to make extremely dense bales. Dual density cylinders ensure an even load is applied.



Big belts for big performance

Four 11-inch wide premium endless belts deliver ultimate performance, durability, and low maintenance. These belts feature three-ply construction, sealed edges to resist fraying, and a high degree of crosswise stiffness to resist flipping. Textured on both sides, the belts can run on either surface. For your peace of mind, they're backed by a three-year, 15,000-bale warranty.



Dual driven belt rolls

Belts are driven with two belt rolls for double the driving power and performance, while the large diameter drive rolls provide more belt and roll contact area for positive driving in any condition. Individually-driven sprockets are 44% larger than their equivalent Roll-Belt™ counterpart, transmitting more torque with less chain tension. For extra reliability, #100H Diamond®-brand chain is used to power the main drive because of its exceptional resistance to both wear and stretching.



Clean belts yield reliable performance

Reliable performance in difficult conditions means keeping the area behind the belts clean. That's why both the follower roll and the tailgate nose roll are paired with spiral stripper rolls that extend beyond the width of the chamber to expel crop buildup, reduce belt stress, and improve efficiency.



Raising your standards with fast tailgate cycle times

Fast tailgate cycle times keep you productive. For extra strength and durability, solid pivot blocks are incorporated in the tailgate's construction. The tailgate cylinder is cushioned — it opens at full speed, then slows down when it's close to full extension to eliminate sudden hard shocks.

Fast and efficient wrapping system.

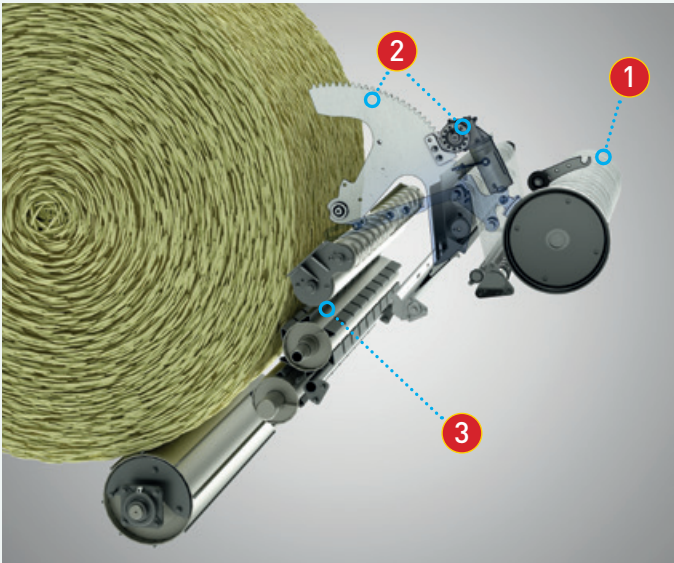
A dense bale requires a wrapping system capable of keeping it that way. The renowned EdgeWrap™ system ensures that net wrap goes over the edge of bales to help them retain their shape for improved protection, handling and storage. This system features the latest generation duckbill, which has a shorter net path into the chamber for even faster wrapping. Three spreader rolls maintain uniform coverage across the entire bale and work with the net wrap system, which is wider than the bale chamber, to place net over each bale's edge.



Easy front-load system

A front-load net wrap system makes it easy to load an active roll of net wrap and gives you peace of mind knowing that each bale has been properly wrapped before ejection. The net tube is designed to pivot down and forward so that the roll is at a convenient, easy height for loading. A net stuffer tool is found below the system along with a helpful illustration that shows how to load the roll.





- 1 Net is dispensed from the active roll by routing it through three, wide, spiral spreader rolls that ensure full and uniform net coverage.
- 2 The duckbill is physically closer to the bale for fast net starting. It's also wider than the chamber so that even standard 48-inch net can be placed over the edge. Simple and reliable sensors monitor the dispensed net, while net tension is regulated by the brake for tight wrapping.
- 3 Net is inserted directly into the chamber in the space between the fixed roll and follower roll assembly.

Wrapping cycle:



1 The wrapping cycle automatically begins when the bale reaches full size and the duckbill pivots into the chamber, placing net on the bale surface.



2 Once the net wrap has been picked up by the bale, the duckbill rotates back to the home position as net is dispensed into the chamber.



3 After net has been applied, the net knife cuts upward, leaving a clean-cut end.

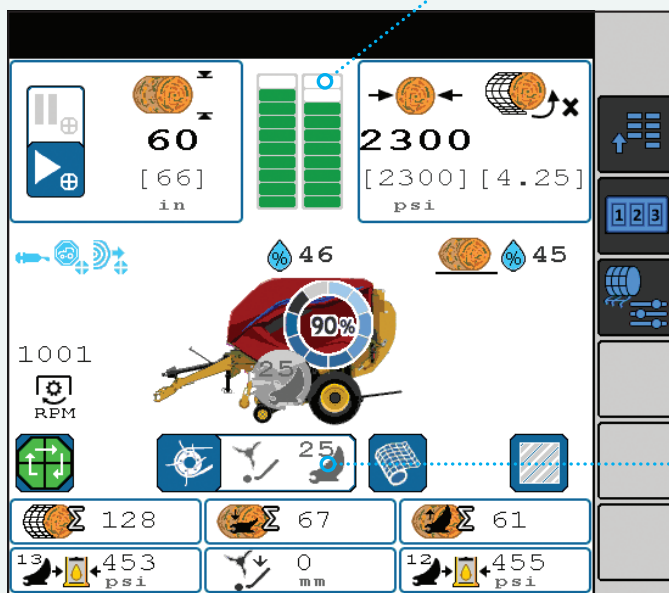


All-day capacity

Pro-Belt™ balers offer the net wrap carrying capacity you need for the biggest fields and the longest days. In addition to the active roll, an additional spare roll can be stored on the front and a third spare can be stored along the side.

Precision tools that improve performance.

Pro-Belt™ round balers offer you a host of precision tools to improve your baling experience. If you run the latest high-tech tractors, uncluttering the cab and facilitating ease of use are made possible with premium electronics that work with your tractor's virtual terminal display and ISOBUS connection. For classic iron, the optional 10.4-inch IntelliView™ IV color touchscreen display and harness offer the same updated interface and controls. To further enhance your productivity, look to New Holland precision solutions like IntelliBale™ to work smarter than ever before.



Professional baling requires perfect bales

For perfectly sized bales, bale fill shape sensors are positioned on the tailgate to independently sense belt tension. A highly accurate view of bale fill is provided on the display as right and left fill bar graphs.

Simplifying tractor connections

Electrohydraulic controls are selected through the display and activated using the tractor's remote valve.

Data saved is knowledge gained

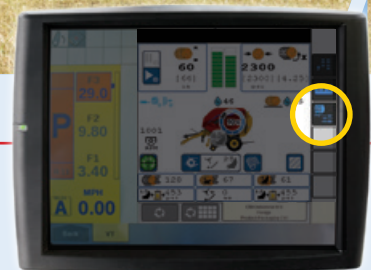
Information, such as bale counts, average bale moisture, and cut and uncut bales can be saved for up to 60 fields and multiple customers.

Reduce fatigue with IntelliBale™ baler automation

Automate your round-baling functions to help reduce your fatigue and produce more uniform bales during long days of baling. ISOBUS-equipped balers partnered with tractors that have ISOBUS Class 3 capability communicate with one another through IntelliBale software to perform specific functions. Once the target bale size is reached, this system will automatically stop the tractor and wrapping will activate. After the bale is wrapped, the tailgate will automatically raise and lower. Simply shuttle forward and get back to focusing on filling, moisture, and the row ahead.



Activate IntelliBale on the monitor and bale like normal.



Advanced fleet management


MyPLM® Connect telematics, which can be accessed through the MyNew Holland™ app, enables you to connect to your Pro-Belt baler from the comfort of your office using the mobile network. You can stay in touch with your machines at all times and can even send and receive real-time information that saves time and enhances productivity. In short, MyPLM Connect will help you to reduce your fuel bills and improve fleet management and security in one simple package.

Access to MyPLM® Connect portal through the MyNew Holland™ app

MyNew Holland provides owners and users the ability to view and manage their machinery fleets online. Users can access a range of information, such as operator manuals and how-to videos, as well as an option to view activations and subscriptions via the live link to the VMS tool. Users can even make purchase requests directly with their dealer to activate a service or take out a subscription. MyNew Holland also provides direct access to the MyPLM Connect portal.


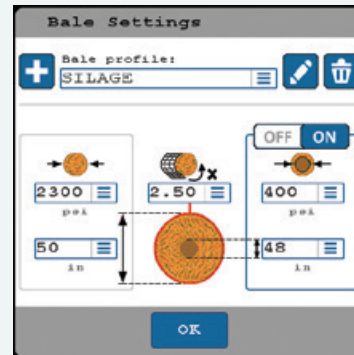
Factory-equipped moisture sensor

Access to real-time information is beneficial when baling and that's why Pro-Belt round balers can be equipped with a factory-installed moisture-sensing system. This system uses two discs positioned on either side of the chamber to detect real-time bale moisture every ten milliseconds. The average reading is displayed on the monitor every second, with readings from 7% to 60%. You can easily set upper and lower moisture limits to determine if you should choose to move to another windrow, continue baling and set damp bales aside, or wait for conditions to improve to preserve your desired quality.



Standard in-cab density and core control system

Whether you need rock-hard bales that hold up to handling and shed rain, or bales with a softer core so that livestock can easily tear them apart in a feed ring, you get complete control with the in-cab density and core control system. This system lets you choose the bale core diameter and density, as well as the density of the bale's outer shell. Up to a 53-inch-diameter soft core can be made and maximum pressure is 2320 PSI (160 bars).



Once your target bale's size is reached, IntelliBale automatically stops the tractor, wraps the bale, and then opens and closes the tailgate.



To resume baling, shuttle forward with the tractor's column-mounted shuttle lever or with the CommandGrip™ multifunction handle.

Designed with you in mind.

To ensure that you stay productive, the Pro-Belt™ Series has been designed with you in mind. These balers feature an array of helpful standard features, like wide-opening side shields, as well as simple service features, including banked grease points and an automatic oiling system that's standard. When the conditions are right, you'll have peace of mind knowing that you'll be ready to roll.



Wide-open servicing

To promote easy servicing, lightweight gull-wing style side doors and the one-piece front shield open vertically to provide full access to the baler. Underneath, the yellow-painted chassis easily contrasts with components like sprockets and hoses to provide you with greater visibility from an operational, service, and safety perspective.

A heavyweight of flotation

To help protect crop stubble, promote regrowth, and limit compaction, large, 500/55-20 bias flotation tires are standard. For an ultra-wide footprint, 620/40-22.5 flotation tires are available.



See and be seen

Optional under-shield LED service lights are located under the side shields to make working at night both safer and easier. An LED transport rotary beacon is also added to help you stay safe when traveling from field to field.

Savings at the bank

To help make routine maintenance fast and easy, Pro-Belt balers come standard with banked, centralized grease zerks for ground-level service of hard-to-reach components.

What's greased?

- Tailgate pivot shaft
- Front and rear belt drive roll bearings
- ActiveDrop™ floor cylinder
- Floor roll bearings
- TwinDrive™ gearbox output bearings
- Rotor drive bearings



Standard automatic oiling system

Automatic maintenance means you can spend more time baling. That's why all Pro-Belt balers are outfitted with a standard automatic oiling system. The one-gallon (3.8L) reservoir lets you make up to 350 bales* before refilling. Unlike continuous oilers that can apply too much oil, this system activates every tailgate cycle with every finished bale to refresh the chain oil.



What's oiled?

- Main pickup reel drive chain
- Right and left pickup reel drive chains
- Floor roll drive chain
- Main drive chain (belts and fixed roll)
- Rotor drive chain and sprocket
- Starter roll drive chain (twin brushes)

*350 bale estimate is based on factory settings. Consult Operator's Manual for further information.



Optional automatic lubrication system

To further minimize your daily service time, a premium Lincoln® branded automatic lubrication system is optional. The pump is conveniently controlled through the display and delivers grease to all the critical components listed above except for the Active Drop floor cylinder, which is still conveniently greased from the grease bank.



SPECIFICATIONS - PRO-BELT™ ROUND BALERS

Models		450	460	450	460
Version		SuperFeed™		CropCutter®	
Bale Dimensions & Weights					
Width	in. (cm)	47.5 (121)	47.5 (121)	47.5 (121)	47.5 (121)
Diameter	in. (cm)	35.5 – 65 (90 – 165)	35.5 – 75 (90 – 190.5)	35.5 – 65 (90 – 165)	35.5 – 75 (90 – 190.5)
Max weight	lbs. (kg)	2879 (1305)	2879 (1305)	2879 (1305)	2879 (1305)
Baler Dimensions & Weights					
Length – tailgate closed	in. (cm)	192 (487)	192 (487)	192 (487)	192 (487)
Width – 500/55-20 tires	in. (cm)	108 (274)	108 (274)	108 (274)	108 (274)
Width – 620/40-22.5 tires	in. (cm)	115 (292)	115 (292)	115 (292)	115 (292)
Height	in. (cm)	125 (317)	129 (328)	125 (317)	129 (328)
Estimated shipping weight	lbs. (kg)	9650 (4377)	10,050 (4559)	13 knife – 10,004 (4538) 25 knife – 10,251 (4650)	13 knife – 10,405 (4720) 25 knife – 10,652 (4832)
TwinDrive™ Gearbox					
Type		Split drive T-gearbox	Split drive T-gearbox	Split drive T-gearbox	Split drive T-gearbox
Horsepower rating	hp	200	200	200	200
MaxiSweep™ Pickup					
Width – inside/tine-to-tine	in. (cm)	81.7 (207.5)	81.7 (207.5)	81.7 (207.5)	81.7 (207.5)
Width – outside/flare-to-flare	in. (cm)	89.6 (227.6)	89.6 (227.6)	89.6 (227.6)	89.6 (227.6)
Number of tines		160	160	160	160
Number of tine bars		5	5	5	5
Dual no-tools gauge wheels		●	●	●	●
Dual no-tools castering gauge wheels		○	○	○	○
SuperFeed™ & CropCutter® Rotors					
Design		V-tine pattern	V-tine pattern	V-tine pattern	V-tine pattern
Diameter	in. (cm)	20.5 (52)	20.5 (52)	20.5 (52)	20.5 (52)
Single knife bank – number of knives		—	—	13	13
Single knife bank – cut length	in. (cm)	—	—	3 (7.6)	3 (7.6)
Activation		—	—	Hydraulic	Hydraulic
Twin knife bank – number of knives		—	—	25	25
Twin knife bank – cut length	in. (cm)	—	—	3 (7.6) or 1.7 (4.3)	3 (7.6) or 1.7 (4.3)
Activation		—	—	Hydraulic (select on display)	Hydraulic (select on display)
Knife protection		—	—	Hydraulic accumulators	Hydraulic accumulators
ActiveDrop™ drop floor system		●	●	●	●
Premium Endless Belts					
Number of belts		4	4	4	4
Width	in. (cm)	11 (28)	11 (28)	11 (28)	11 (28)
Belt drive rolls		2	2	2	2
Wrapping System					
EdgeWrap™ net wrapping system		●	●	●	●
Bale Ramp					
Spring-loaded		●	●	●	●
Operator Interfaces					
ISOBUS less display		●	●	●	●
IntelliView™ IV display		○	○	○	○
In-cab density and core controls		●	●	●	●
Factory moisture sensor (7-60% range)		○	○	○	○
Tire Options					
500/55-20		●	●	●	●
620/40-22.5		○	○	○	○
Tractor Requirements					
Minimum PTO power	hp	100	105	110 – 120	120 – 140
Hydraulic remotes		2 double acting	2 double acting	2 double acting	2 double acting
PTO speed	rpm	1000	1000	1000	1000

● Standard ○ Optional — Not available



Learn more at www.newholland.com



Design, materials and/or specifications are subject to change without notice and without liability therefor. Specifications are applicable to units sold in Canada, the United States, its territories and possessions, and may vary outside these areas.

© 2022 CNH Industrial America LLC. All rights reserved. New Holland is a trademark registered in the United States and many other countries, owned by or licensed to CNH Industrial N.V., its subsidiaries or affiliates. Any trademarks referred to herein, in association with goods and/or services of companies, other than owned by or licensed to CNH Industrial N.V., its subsidiaries or affiliates, are the property of those respective companies.



Safety begins with a thorough understanding of the equipment. Always make sure you and your operators read the Operator's Manual before using the equipment. Pay close attention to all safety and operating decals and never operate machinery without all shields, protective devices and structures in place.