

5055 FIELD CULTIVATOR

Five-Section Flexibility And Productivity.

When your needs call for a field cultivator to cover a large number of acres, not to mention terraces and rolling terrain, there's only one answer — the five-section Sunflower Model 5055. Ranked as one of the best overall field cultivators on the market today, it boasts structural design, trash clearance and depth control in one strong, flexible package. Available in working widths up to 62 feet, the 5055 features walking tandems with large tires, along with heavy-duty gauge wheels on each wing to provide the flotation required from a field cultivator. At the same time, the self-leveling hitch maintains a level frame from front-to-rear regardless of operating depth.

Sunflower - The Ultimate Answer



MODEL 5055-44
With a 5-row spike drag



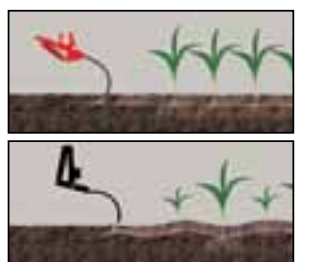
- 1. UHMW ROCK SHAFTS** - Feature exclusive polymer sleeves in traditional high wear areas. The UHMW material eliminates any greasing, excessive wear, replacement parts and keeps frame structure tight. UHMW is utilized on several Sunflower tillage tools for better performance and reduced maintenance.
- 2. UHMW WING HINGES** - Feature polymer sleeves that require no greasing, hold hinge joints tight and offer extended life.
- 3. SINGLE POINT DEPTH CONTROL** - Is conveniently located for easy adjustments and offers accuracy up to 1/4." No need to adjust depth at each wheel location or use complicated electronics like competitive models.
- 4. OPTIONAL REAR TOW HITCH** - With hydraulic tow package will accommodate a Soil Conditioner or other implement behind.
- 5. FRONT AND REAR FOLD CYLINDERS USED ON EACH WING.**
- 6. HEAVY DUTY SWIVEL GAUGE WHEEL ON EACH WING.**

5055 FIELD CULTIVATOR SPECS

MODEL NUMBER	CUTTING WIDTH (m)	SHANK SPACING (mm)	NUMBER OF SHANKS	TRANSPORT WIDTH (m)	TRANSPORT HEIGHT (m)	*EST. WEIGHT (kg)
5055-44	44'-6" (13.6)	6" (152.4)	89	17'-6" (5.4)	11'-10" (3.4)	14,000 lbs. (6350)
5055-48	48'-6" (14.8)	6" (152.4)	97	17'-6" (5.4)	13'-10" (4)	15,100 lbs. (6849)
5055-50	50'-6" (15.4)	6" (152.4)	101	17'-6" (5.4)	13'-10" (4)	15,420 lbs. (6994)
5055-54	54'-6" (16.6)	6" (152.4)	109	19'-6" (6)	14'-0" (4.3)	17,300 lbs. (7847)
5055-58	58'-6" (17.9)	6" (152.4)	117	19'-6" (6)	16'-0" (4.9)	18,400 lbs. (8346)
5055-62	62'-6" (19.1)	6" (152.4)	125	19'-6" (6)	16'-0" (4.9)	19,500 lbs. (8845)

We are continually striving to improve our machines; therefore, these specifications are subject to change without notice.
* Estimated weights are with spring shanks.
* Horsepower requirements for Cultivators will vary greatly with the type of soil, moisture conditions, shape of sweeps, amount of surface residue, depth of tillage, speed and many other related factors. A minimum of 6-8 horsepower per foot may be required.

5000 & 6000 SERIES SHANK FEATURES



1. Sunflower's 190 lbs. point load shank maintains a consistent depth during operation, providing superior leveling on the soil surface for improved conditions at planting. The level shank position will provide an even moisture profile, which promotes earlier germination and improved emergence. Sunflower's 190 lbs. shank offers the highest standard point load in the industry.

2. The competitor's lighter point load shank will have a tendency to spring back during operation, therefore reducing the leveling capabilities of the cultivator. This causes uneven germination and emergence as shown in the illustration on the left.



2 Piece S-Tine Shank features 160 lbs. initial point load.

Low-Profile Spring Shank. An industry leading 190 lbs. point load is standard equipment. With 24" of underframe clearance.

Every spring tension shank assembly features a replaceable steel press-in bushing that houses the mainsteel clamp bushing. This approach allows the pivot bolt to be tightened against the clamp bushing assuring bushing-on-bushing wear and increased life of the assembly.

EXCLUSIVE DISC GANG REELS


THE SUNFLOWER DISC — GANG — REEL DIFFERENCE.

THE SUNFLOWER DISC-GANG DESIGN



Soil Profile after Sunflower Land Finisher completes a tillage pass.
Indicates direction of soil movement.

COMPETITOR'S DISC-GANG DESIGN



Soil Profile after Brand "X" completes a tillage pass.
Indicates direction of soil movement. Results are lateral soil movement, causing center ridge and outward depressions.

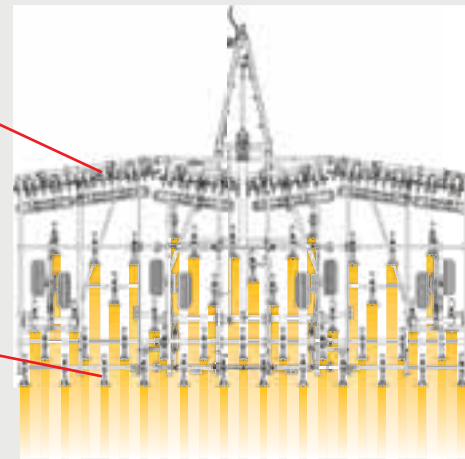
- On the right graphic, lateral soil movement is not in check and is allowed to be thrown inward, creating a center ridge and overall crown as depicted in the soil profile illustration. Most competing one-pass tools angle the front disc gangs to a severe, dirt throwing 10 degrees and also utilizes 2" concavity, dirt throwing disc blades. By design, these machines are creating uneven field results and undesirable planting conditions.

Unique disc gang placement

- Directs soil toward disc gang reels
- Compact gang placement cuts down overall frame depth
- Provides uniform tillage action across entire cutting width
- Minimizes lateral soil movement while addressing the depression of the tractor tires

5 Bar cultivator shank placement

- Shanks spaced at nine inches for optimum trash flow and field finishing.
- 5/8" x 1 3/4" Spring Tension Shanks carry a 190 lbs. point load that ensures the shovel to run flat and enables the shank to operate in all secondary and light primary conditions.
- 5/8" x 1 3/4" 2-Piece S-Tine Shanks offer heavy point loads that can handle all secondary tillage situations. 2-piece design allows operator to replace either top or bottom sections individually.



EXCLUSIVE DISC GANG REELS.

- 10 1/4" spiral reels rotate at twice the speed of the 20" disc blades
 - Reels return soil that disc gangs invert, net results are no lateral soil movement
 - Fields remain level
- Pulverize clods that would otherwise remain
- Mixes soil and residue for optimum planter operation
- Incorporates chemicals and nutrients for best plant performance

FINISHING ATTACHMENTS



Four Row High Residue Spike Drags designed for heavy residue conditions. The Spike Drag consists of 3/4" x 16" round spikes staggered on 3" centers. The longer spikes promote a smoother flow of residue, and the round design sheds heavy residue better than conventional square spikes. The combination of individual spike placement and the flexibility offered by individual bars make the 4-Row Spike Drag the #1 attachment in high residue conditions. Available on 5035, 5135 and 5055.



The Three Row Spike and Reel combination features independence between spike and reel — in fact, each bar of the spike performs independently for maximum conformance to rough terrain. The heavy spike drag levels the soil in advance of the reel providing a smoother surface for the reel to run in. The 10 1/4" diameter reel features six high carbon spiraled blades, regreaseable bearings and no center shaft for better soil and residue handling capabilities. The aggressive action of this combination pulverizes the soil, provides superior leveling and enhances incorporation ... leaving the seed bed in near perfect condition. Available on 5035, 6221, 6333 & 6433.



The Five Row Spike DRAG is regarded as our most maintenance free finishing attachment in low residue conditions. Equipped with 3/4" x 11" spikes, the flexible bars of the unit are designed to conform to very irregular terrain and the weight of the unit makes it aggressive enough to handle the toughest soil conditions. The 1 3/4" spike spacing provides additional incorporation and effectively completes the seed bed by breaking clods, leveling, smoothing and firming the soil. Available on 5035, 5135 and 5055.



A Tine and Reel Finishing Attachment features a three row coil tine section that can be adjusted for the desired pitch. This attachment features height, tilt and spring loaded down pressure adjustments for various working conditions. A smaller diameter reel revolves at a higher speed which provides a more aggressive digging action for incorporating and preparing the seed bed. The reel features six high carbon blades which spiral across the 10 1/4" diameter section. The reel is independent from the coil tine when in the field and can even be folded up and over when not in use. Available on 5035, 5135, 6221, 6333.



The Six Row High Residue Spike Drag is designed for heavy residue conditions when using the 6000 Series Land Finisher. The Spike Drag consists of 3/4" x 16" round spikes. The longer spikes promote a smoother flow of residue, and the round design sheds heavy residue better than conventional square spikes. The combination of individual spike placement and the flexibility offered by individual bars make the 6-Row Spike Drag the #1 attachment in high residue conditions. Available on 6221, 6333 and 6433.



Three Row Coil Tine Harrow features 3/8" x 16" tines on 7 1/2" centers, 2 1/2" spacing overall. Tines are spaced 15" between rows. The unique tine angle adjustment features a direct stop mechanism that eliminates wear prone linkages and pins. Each tine is individually replaceable and the unit is designed to allow all tines to pivot forward for protection when backing up. Every section is equipped with fully adjustable tension springs that allow desired down pressure settings to be accomplished. Available on 5035, 5135, 5055.