

SIDE DISCHARGE

Hydraulic Drive - Left or Right Selectable Side Discharge Bucket



It's Time TO THROW IN THE SHOVEL



SAND



GRAVEL



TOP SOIL



The Most Effective Tool for Materials Management

The HLA Side Discharge Buckets allow you to manage material faster than ever before. These amazing loader attachments are available in units for use with sand or sawdust. The left or right discharge design eliminates the need for awkward maneuvering, saving you even more time.

Mounting options are available to fit most makes of skid-steers and loaders. A three-point hitch setup is also available. Spare the shovel and save your back, get a Side Discharge Bucket for your material handling needs.




FEATURES

The internal brace reduces the start up strain on the belt. The agitator beater is also driven directly driven by an independent hydraulic motor, for consistent flow and to prevent bridging.


The 12 inch wide heavy-duty rubber sand belt with mini cleats is driven by dual direct drive hydraulic motors.

Direct Drive hydraulic motors are mounted for easy accessibility. (both models)





MULCH



SAWDUST



Left or Right?

HLA Side Discharge Buckets aren't left or right handed they're both. The direct hydraulic drive motors are controlled from the cab, so you can decide to spread material to the left or right with no setup changes. Less machine settings means more time to get the job done.

3 Direct Drive motors provide all the power you need to manage materials quickly and effectively. Checking and servicing the motors is simple and easy because of their convenient position.



FEATURES

Both models have adjustable discharge doors provide improved material control during off load.

The 12 inch wide heavy-duty rubber belt for saw dust has impressive 3/4" cleats is driven by dual direct drive hydraulic motors.

The internal brace bar reduces the start up strain on the belt. The agitator beater is also driven directly driven by an independent hydraulic motor, for consistent flow and to prevent bridging.



SAWDUST MODEL



SAWDUST MODEL

SPECIFICATIONS

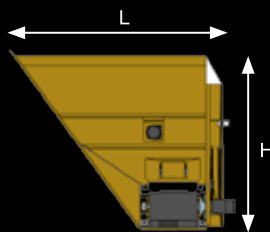


SAND



SAWDUST

Model	SSB60	SSB72	SSB84
Capacity: CU. YD.	2/3	1	1 1/3
Weight: LBS.	860	1030	1250
Belt Width/Cleats	12" / mini		
Width	60"W	72"W	84"W
Dimensions	32"H x 39"L		
Hydraulic Requirement	10 - 12 GPM		



Model	SS60	SS72	SS84
Capacity: CU. YD.	1 2/3	2	2 2/3
Weight: LBS.	910	1080	1250
Belt Width/Cleats	12" / 3/4"		
Width	60"W	72"W	84"W
Dimensions	42"H x 46"L		
Hydraulic Requirement	10 - 12 GPM		

3-Point Hitch Mount

HLA Side Discharge buckets are also available for 3 point hitch mounting.

Handle material on tractors without loaders for versatility and easier access. The 3 point hitch mount includes a hydraulic dump cylinder for easy back in loading. You can spread material in forward or reverse, left or right and get into the tightest areas of your operation.



8082 Road 129, R.R.#3, Listowel, ON, Canada N4W 3G8
 Tel. (519) 291-4162 | Toll Free (866) 567-4162
 Fax (519) 291-5388 | sales@horstwelding.com

www.horstwelding.com

Authorized Dealer