

**IT'S NOT A JOB
IT'S A PERFORMANCE**



 **AMI** 20
ATTACHMENTS YEARS
EST. 2001
amiattachments.com



+200 Attachments and Counting

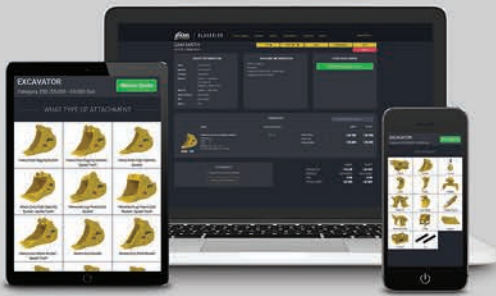
AMI Attachments is an industry leading North American manufacturer of quality, reliable attachments for excavators, backhoes, wheel loaders and other heavy construction equipment.

With a head office and manufacturing facility in Ontario, west of Toronto in the Region of Waterloo, AMI Attachments serves the heavy equipment attachment market across Canada and the United States.

Focused on industry applications and solutions that add value and productivity, AMI Attachments puts a strong emphasis on innovation. The team of engineers and designers at AMI Attachments are constantly creating new and better products in the areas of construction, utilities, mining, landscaping, roads and forestry. In production, each attachment is made with quality materials including Hardox® Wear Plate and Strenx™ Performance Steel.

Since 2001, AMI Attachments has built its portfolio of products that now list over 200 unique attachments and spans across almost every heavy machine in the industry.





BLACKBIRD

DEALER QUOTING TOOL

Real-time pricing, live lead times and automatic shipping notifications gets all the important info to dealers 24/7, using AMI Attachments' proprietary Blackbird Dealer Quoting Tool.

www.amiattachments.com/blackbird



Hardox® In My Body means that means that we provide our customers with buckets manufactured from genuine wear-resistant steel that sets the standard worldwide for being harder, tougher and lighter.



As a certified member of the My Inner Strenx™ program, this symbol ensures quality materials and manufacturing processes.



AMI Attachments is proud to be the first attachments manufacturer in the world to be dual certified for buckets with Hardox® In My Body and My Inner Strenx™ designations.



Our promise is to provide long-lasting products that get the job done. This is backed by the AMI Attachments 2-Year limited warranty on most products.



Select products available with shorter lead times

When the clock is ticking, look for the Fast Track symbol on our large range of standard product models that feature shorter lead times.



Excavator Attachments

Adding productivity and purpose to any excavator, AMI Attachments offers a complete line of products for compact, midsize and large production excavators. Designed to withstand the rigours of earthmoving and material handling, excavator attachments built by AMI feature Hardox® Wear Plate and Strenx™ Performance Steel.



The Graptor® powered by RAMCAM™ works with hydraulic cylinders which are fully enclosed. The built-in rotary thumb gives operators improved flexibility and precision by maintaining constant grip on the load.



The AXSIS™ Tiltrotator has no cylinders for clean, compact and hassle-free tilting and rotating movements.



Unlocking your excavator's true payload, the XMOR® is designed to handle up to 30% more material and is 20% lighter.

PRODUCT CATEGORIES



TILTROTATORS



TILT COUPLERS



COUPLERS



BUCKETS



THUMBS



RAKES



RIPPERS




GRAPPLES



PULVERIZERS



CHUCK BLADES



FORKS



EXTENDIBLE STICKS



STUMP HARVESTERS



ADAPTERS



GRADING BEAM



KICKBOX



Push instead of dump with the KickBox Ejector Bucket for more reach.

2-PASS BUCKET



A true 2-pass bucket with 10-yard capacity on every load.

Wheel Loader Attachments

Capacity and productivity define most wheel loader attachments needs. From loading trucks at faster rates to handling bulk material efficiently, AMI Attachments builds products with specific purpose. Using Hardox® Wear Plate and Strenx™ Performance Steel, along with the robustly engineered designs, AMI Attachments for wheel loaders are durable for any application.



Reactor Snow Blades

AMI Attachments offers a full line of snow removal products, including angle blades, pushers and spreaders for wheel loaders, loader backhoes and skidsteers. Included in the lineup are products that feature AMI exclusive FluidEdge Segmented Cutting Edge: individual 12" segments that respond and conform to uneven surfaces, providing exceptional snow clearing performance, as well as reduced servicing and downtime.

REACTOR



The 4-IN-1 Angle Blade offers ultimate versatility transforming from an angle blade, box blade, reverse box blade and wide open.



Strong and sturdy AMI Snow Pushers are available with FluidEdge, 12-inch segments that follow the contour of the ground.

PRODUCT CATEGORIES



COUPLERS



BUCKETS



FORKS




BOOM POLES



GRAPPLES



ROOT RAKES



DOZER BLADES



SPREADERS



Rear or front mounted wing blades for motor graders for productive road clearing.



Designed for wheel loaders, the removable wing blade adds winter productivity.



Wing Blades

For roadway snow removal, the wing blade for motor graders and wheel loaders provides strong and capable clearing with a custom fit to any make and model of machine.

XMCOR

BHC Series



AMI ATTACHMENTS INC.

1.800.556.9452

Phone: (519) 699-0387 Fax: (519) 699-0440

1270 Geddes St., Hawkesville, ON, Canada N0B 1X0

amiattachments.com

#amiattachments



AMI Attachments reserves the right to add, alter or discontinue products shown, including model specifications, without notice. Pins shown with products are available as an option. Copyright 2023 AMI Attachments Inc.

