



# Parts Manual

Mfg. No: 5901748

Cobalt, 28 HP Briggs & Stratton w/ 61"  
Mower Deck & R.O.P.S.



5600749 - 61" iCD TURBO-Pro Max; 3-Bag Grass Collection System (200XT/IS2100Z/210).....

5600891 - Roll Bar Mounted LED Headlight Kit.....

5600031SM - Hitch Kit, ZTR.....

5600898 - Grass Mulcher Kit, 61" Mower Deck.....

5023279YP - Caster Flat Free.....

5106325 - SEAT, HIGH BACK, SUSP, SWITCH&SEAT BELTS.....

Not For  
Reproduction

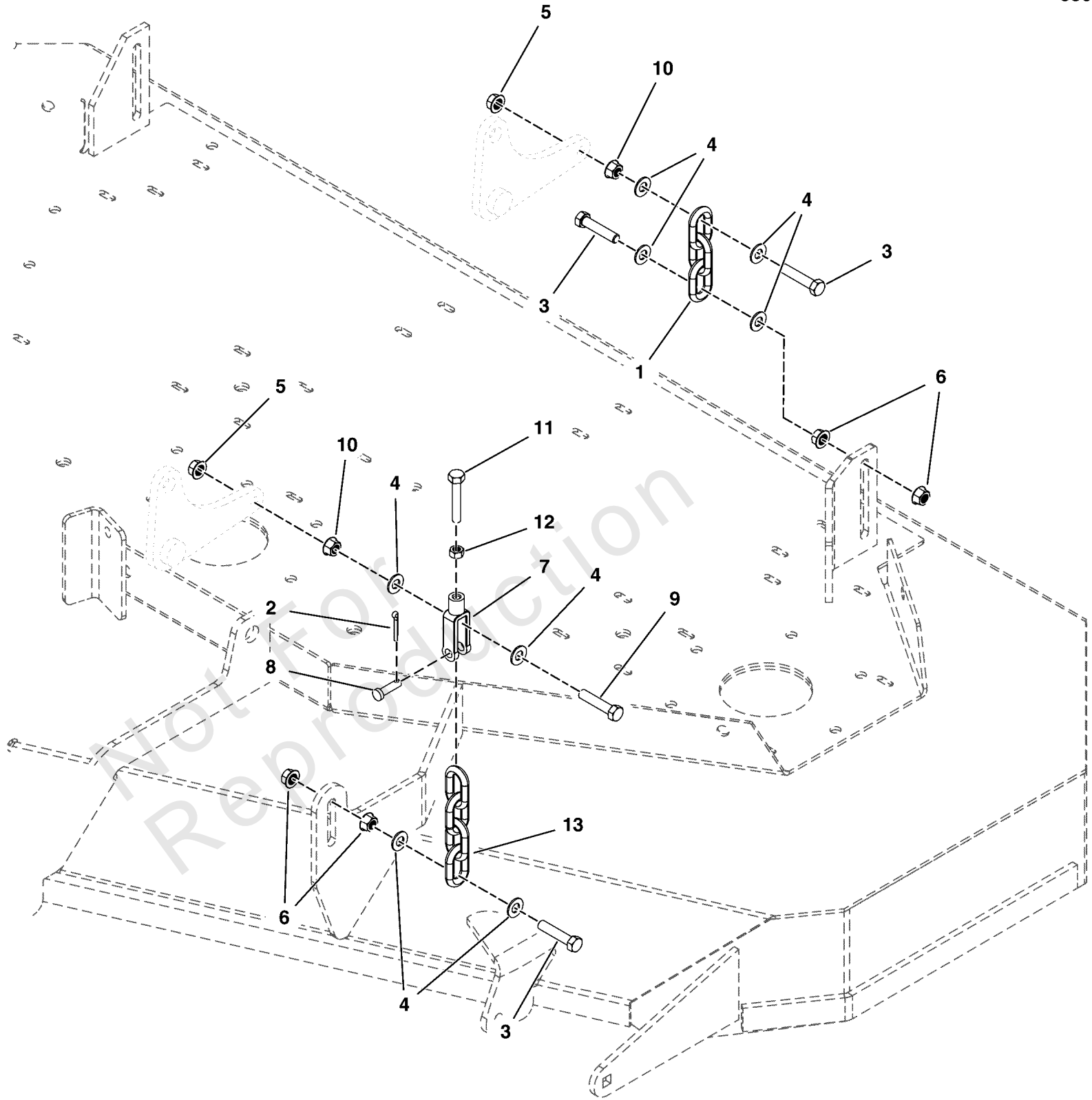
<b>Model Components</b>	<b>Page</b>
61" Mower Deck Group - Hanger Chains. ....	4
61" Mower Deck Group - Housing, Covers, Spindles & Blades - 2-Belt System. ....	6
61" Mower Deck Group - Pulleys, Belts & Idler Arms - 2-Belt System. ....	8
61" Mower Deck Group - Rear Roller. ....	12
61" Mower Deck Group - Rollers S/N: 2017954955 & Below. ....	14
61" Mower Deck Group - Rollers S/N: 2017954956 & Above. ....	16
Decal Group - Brand & Model. ....	18
Decal Group - Safety & Operation. ....	20
Deck Lift Group - Puller Bar. ....	22
Deck Lift Group S/N: 2017954955 & Below. ....	24
Deck Lift Group S/N: 2017954956 & Above. ....	28
Electrical Group. ....	30
Engine & PTO Group - Briggs & Stratton EFI (Remote Oil Tank). ....	32
Engine Remote Oil Tank, Hoses, & Mount Group. ....	34
Fuel Supply Hose, Tank Replacement Parts, and EVAP Group - S/N: 2017765516 & Below. ....	36
Fuel Supply Hose, Tank Replacement Parts, and EVAP Group - S/N: 2017765517 & Above. ....	38
Fuel Tank & Mount Group. ....	40
Hydraulic Group. ....	42
Instrument Control Panel Group. ....	44
Main Frame & Front Suspension Group. ....	46
Motion Control Group - Control System. ....	48
Motion Control Group - Handles & Dampeners. ....	50
Parking Brake Group. ....	52
Rear Bumper & ROPS Group S/N: 2018007563 & Below. ....	54
Rear Bumper & ROPS Group S/N: 2018007564 to 4000015530. ....	56
Rear Bumper and ROPS Group S/N: 4000015531 & Above. ....	58
Rear Suspension Group. ....	60
Seat Mount and Floor Group S/N: 4000875836 and Below. ....	62
Seat Mount and Floor Group S/N: 4000875837 and Above. ....	64
Transaxle Drive Group. ....	66
Transaxle SERVICE Parts. ....	68
Wheel & Tire Group. ....	70
Torque Specification Chart. ....	72

# 61" Mower Deck Group - Hanger Chains

Note: Unless noted otherwise, use the standard torque specifications

Mfg. No: 5901748

5303514



## 61" Mower Deck Group - Hanger Chains

REF NO	PART NO	QTY	DESCRIPTION
1	5050878X3SM	2	CHAIN, 5/16 GD30, 3 LINKS
2	703312	2	PIN, COTTER, 3/32 X 3/4
3	5025013X14SM	6	BOLT, 3/8-16 X 1-3/4 GD5
4	703590	12	WASHER, .406 -(5025156)
5	5025100SM	4	NUT, 3/8-16 HEX SIDE LOCK
6	5025128SM	8	NUT, 3/8-16 HEX SERRATED FLANGE
7	5100375YP	2	CLEVIS, 5/16-18, 3/8 PIN HOLE, CLR ZINC
8	5025214X9SM	2	PIN, CLEVIS, 3/8 X 1-1/8, PLATED
9	5025013X16SM	2	BOLT, 3/8-16 X 2 GD5 YZ
10	5025034SM	4	NUT, 3/8-16 HEX
11	5025055X14SM	2	BOLT- 5/16-18 X 1-3/4 GD5 TFL
12	5025032SM	2	NUT, 5/16-18 HEX
13	5050878X4YP	2	CHAIN, 5/16" GD30, 4 LINKS

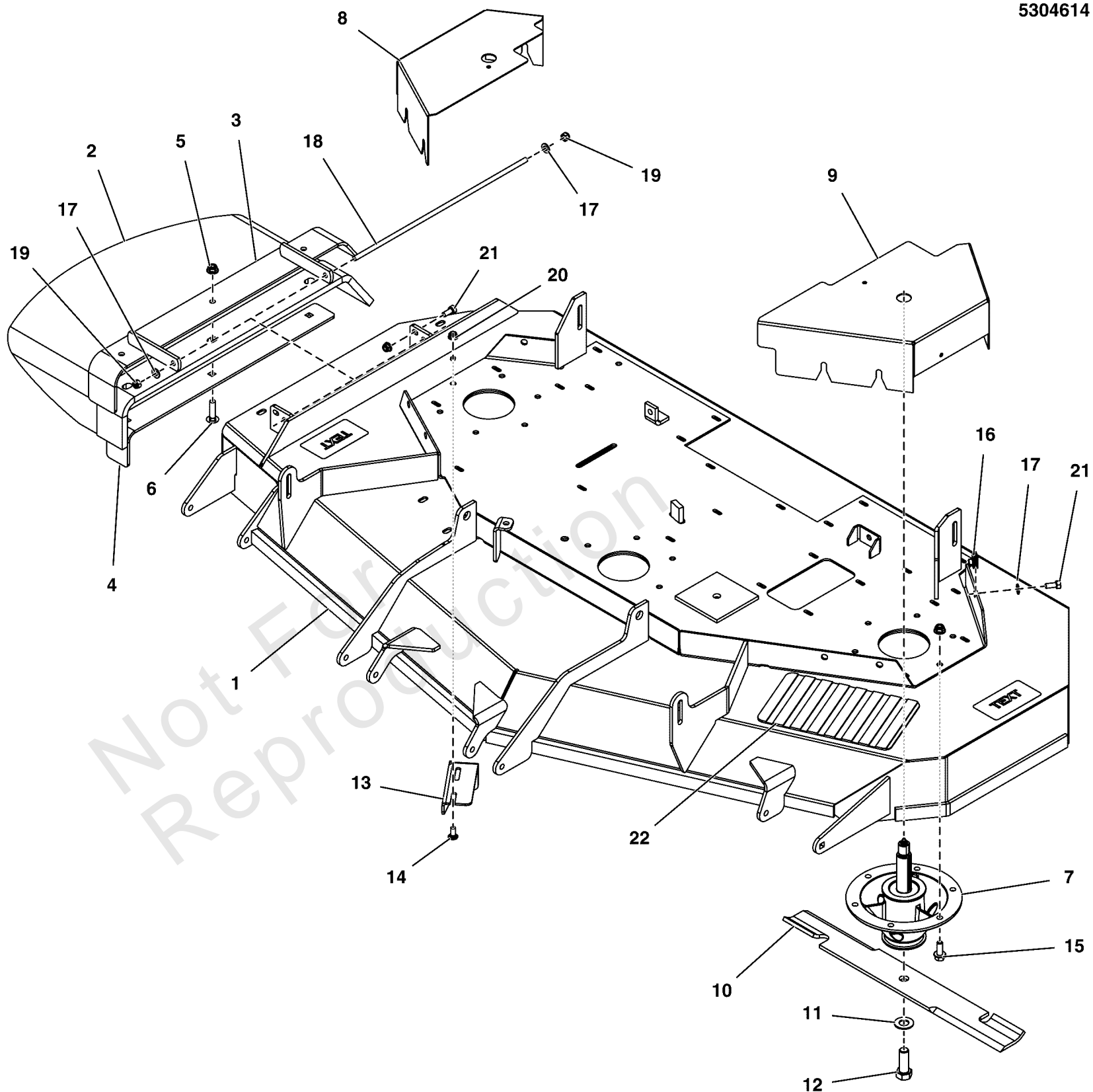
Not For Reproduction

# 61" Mower Deck Group - Housing, Covers, Spindles & Blades - 2-Belt System

Note: Unless noted otherwise, use the standard torque specifications

Mfg. No: 5901748

5304614



## 61" Mower Deck Group - Housing, Covers, Spindles & Blades - 2-Belt System

REF NO	PART NO	QTY	DESCRIPTION
1	5600974YP	1	DECK SHELL W/DECALS, 61,COBALT(5414870C) -(S/N: 2017954955 & Below)
1	5601111YP	1	DECK SHELL W/ DECALS, COBALT-61 (5416995C) -(S/N: 2017954956 & Above)(Refer to Note: *)
2	5413499YP	1	CHUTE, RUBBER DISCHARGE (5104442) -(5104442)
3	5413387AYP	1	WELD, MOUNT, DISCHARGE CHUTE - BLK
4	5413385AYP	1	SUPPORT, DISCHARGE CHUTE - BLK
5	5025394SM	21	NUT, Hex Flange, Nylock, 3/8-16
6	5025146X12YP	3	BOLT, Carriage, 3/8-16 X 1 1/2, GR5
7	5104744YP	3	SPINDLE ASSM, CAST IRON 8.0-6 BOLT, LS
8	5415574CYP	1	GUARD, Belt -(Right)
9	5415575CYP	1	GUARD, Belt -(Left)
10	5101755BMYP	3	BLADE 21 X .25 X 2.5
11	5025477SM	3	WASHER, Blade Bolt, 9/16"
12	770136	3	BOLT, 5/8-11 X 1 3/4, GR 8
13	5401344AYP	1	PLATE, Deflector
14	5025145X6SM	2	BOLT, 5/16-18 X 3/4, CARRIAGE, GD5, CZ
15	5025390X8YP	18	BOLT, Flange, 3/8-16 X 1, GR 5
16	5022308SM	6	CLIP, BODY , 5/16-18 FOR 7 GA.
17	703302	6	WASHER, Flat, 5/16 -(5025155)
18	5061300SM	1	MOUNT, Chute
19	5025045SM	2	NUT, Hex Lock, Nylon, 5/16-24
20	703115	3	NUT, Flange Nylock, 5/16-18 -(5025392)
21	5025011X6SM	7	CAPSCREW, Hex Head, 5/16-18 x 3/4
22	5101005SM	1	SAFETY WALK, 9.75 X 6.00

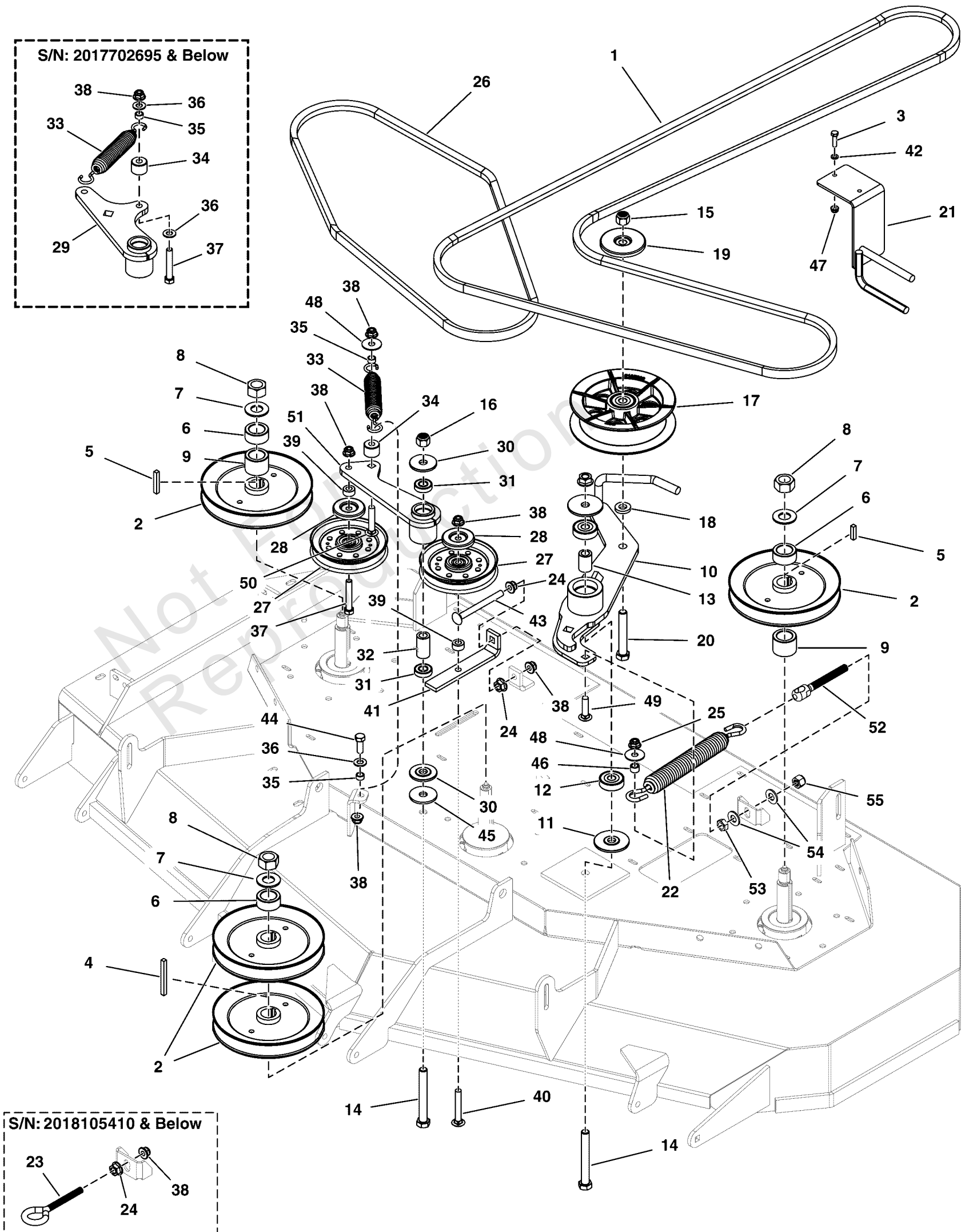
### Footnotes:

Note: \* If replacing the deck shell with decals on units in serial number range 2017954956 - 2018105410, you must also order 5105844YP - Qty: 1, 5025098SM - Qty: 1, 5025089SM - Qty: 1, 5025158SM - Qty: 2.

# 61" Mower Deck Group - Pulleys, Belts & Idler Arms - 2-Belt System

Note: Unless noted otherwise, use the standard torque specifications

Mfg. No: 5901748





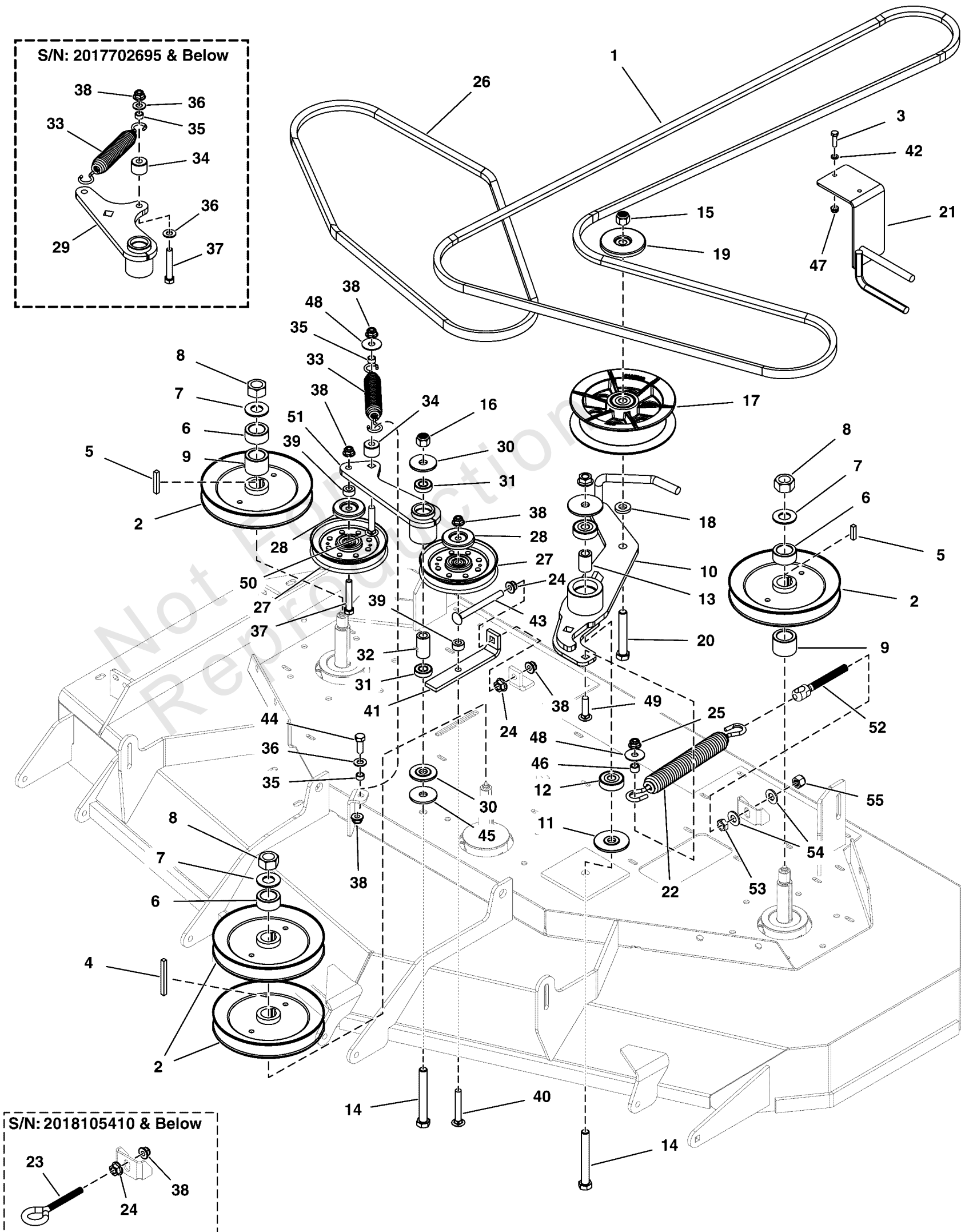
## 61" Mower Deck Group - Pulleys, Belts & Idler Arms - 2-Belt System

REF NO	PART NO	QTY	DESCRIPTION
1	5104982YP	1	BELT, 5V/SPB, 138.50 EL, LG ARAMID, WRPD
2	5105004YP	4	PULLEY, SPNDL, 7.032"OB X .985"ID
3	5025010X8SM	2	BOLT, 1/4-20 X 1", GD
4	5050407X18SM	1	KEY, 1/4" SQ. X 2 1/4
5	5050407X8SM	2	KEY, 1/4 Square x 1
6	5105047YP	3	SPACER, 1.00 X 1.50 X .70, BZ
7	770223	3	WASHER, Belleville, 3/4
8	5025405SM	3	NUT, 3/4-16 Hex (Included with Complete Spindle Assembly)
9	5105048YP	2	SPACER, 1.00 X 1.50 X 1.14, BZ
10	5415288AYP	1	WELD, IDLER ARM, DECK DRIVE - BLK
11	5104379YP	2	SPACER, IDLER ARM, 1/2 X 2.25
12	5104383YP	2	BEARING, 6203-1/2", SEALED
13	5104456YP	1	SPACER, .51 X .75 X 1.22, PM, CZ
14	5025017X32YP	2	BOLT, 1/2-13 X 4 GD5 YZ
15	5025056YP	1	NUT, 1/2-13 HEX NYLON LOCK
16	5025396SM	2	NUT, Hex Flange, 1/2-13
17	84007049	1	PULLEY ASSEMBLY
18	5100520SM	1	SPACER, .52 X 1.00 X .22, PM, CZ
19	5105041YP	1	SHIELD, PULLEY, 1/2"ID X 2-7/8"OD, CZ
20	5025017X26SM	1	BOLT, 1/2-13 X 3-1/4, HEX HD, GD5, YZ
21	5415993AYP	1	WELD, CLUTCH, BELT GUIDE - BLK
22	5105068YP	1	SPRING, EXT1.22"ODX10.5"FLX.192"WIRE BLK
23	5023497SM	1	EYE BOLT, 3/8-16 X 5, 2.88THRD, 1EYE, CZ -(S/N: 2018105410 & Below)
24	5025128SM	2	NUT, Hex, Serrated Flange, 3/8-16 (S/N 616 & up) -(Qty: 3 - S/N: 2018105410 & Below)
25	5025394SM	2	NUT, Hex Flange, Nylock, 3/8-16
26	5104780YP	1	BELT, B-SEC, 64.00 EL, ARAMID, WRPD
27	84004874	2	PULLEY, V-IDLER, 5"OD X 3/8", CZ, TE
28	5105033YP	2	SHIELD, PULLEY, 3/8"ID X 2"OD, CZ
29	-----	1	REPLACE W/ 5416161A & 5025146X16 -(S/N: 2017702695 & Below)
30	5103262YP	2	SPACER, Idler Arm
31	7078243YP	2	BEARING, Ball
32	5103812YP	1	SPACER
33	5022847SM	1	SPRING, Extension (48" Model - SN: 426 & up)(52: Model - SN: 351 & up)
34	5043815YP	1	SPACER, .39 X 1.00 X .75, CZ
35	5041930SM	2	SPACER, .38 X .50 X .27, CZ
36	703590	1	WASHER, .406 -(Qty: 3 - S/N: 2017702695 & Below)
37	5025013X18SM	1	CAPSCREW, Hex Head, 3/8-16 X 1-3/4 -(Qty: 2 - S/N: 2017702695 & Below)
38	5025394SM	4	NUT, Hex Flange, Nylock, 3/8-16 -(Qty: 5 - S/N: 2018105410 & Below)
39	5105429YP	2	SPACER, .39 X 1.00 X .38
40	5025146X20YP	1	BOLT, 3/8-16 X 2-1/2, CARRIAGE, GD5, CZ
41	5415374AYP	1	PLATE, IDLER PULLER - BLK
42	703332	2	WASHER, Flat, 1/4 -(5025154)
43	5025146X36YP	1	BOLT, 3/8-16 X 4-1/2, CARRIAGE, GD5, CZ
44	5025013X8SM	1	CAPSCREW, Hex Head, 3/8-16 x 1
45	5103282YP	1	WASHER, .52 X 1.75 X .14, CZ
46	5105297YP	1	SPACER, .39 X .63 X .375, DOM

# 61" Mower Deck Group - Pulleys, Belts & Idler Arms - 2-Belt System

Note: Unless noted otherwise, use the standard torque specifications

Mfg. No: 5901748



## 61" Mower Deck Group - Pulleys, Belts & Idler Arms - 2-Belt System

REF NO	PART NO	QTY	DESCRIPTION
47	703463	2	NUT, Flange Nylock , 1/4-20 -(5025391)
48	5025165SM	2	WASHER, Fender, 3/8
49	5025146X12YP	1	BOLT, Carriage, 3/8-16 X 1 1/2, GR5
50	5025146X16SM	1	BOLT, 3/8-16 X 2, CARRIAGE, GD5, CZ -(S/N: 2017702696 & Above)
51	5416161AYP	1	WELD, IDLER ARM, 2 BELT DRIVE - BLK -(S/N: 2017702696 & Above)
52	5105844YP	1	SPRING PULLER, 1/2-20, 6.00 -(S/N: 2018105411 & Above)
53	5025089SM	1	NUT, Hex Jam, 1/2-20 -(S/N: 2018105411 & Above)
54	5025158SM	2	WASHER, 1/2 -(S/N: 2018105411 & Above)
55	5025098SM	1	NUT, Hex, Nylon Lock, 1/2-20 -(S/N: 2018105411 & Above)

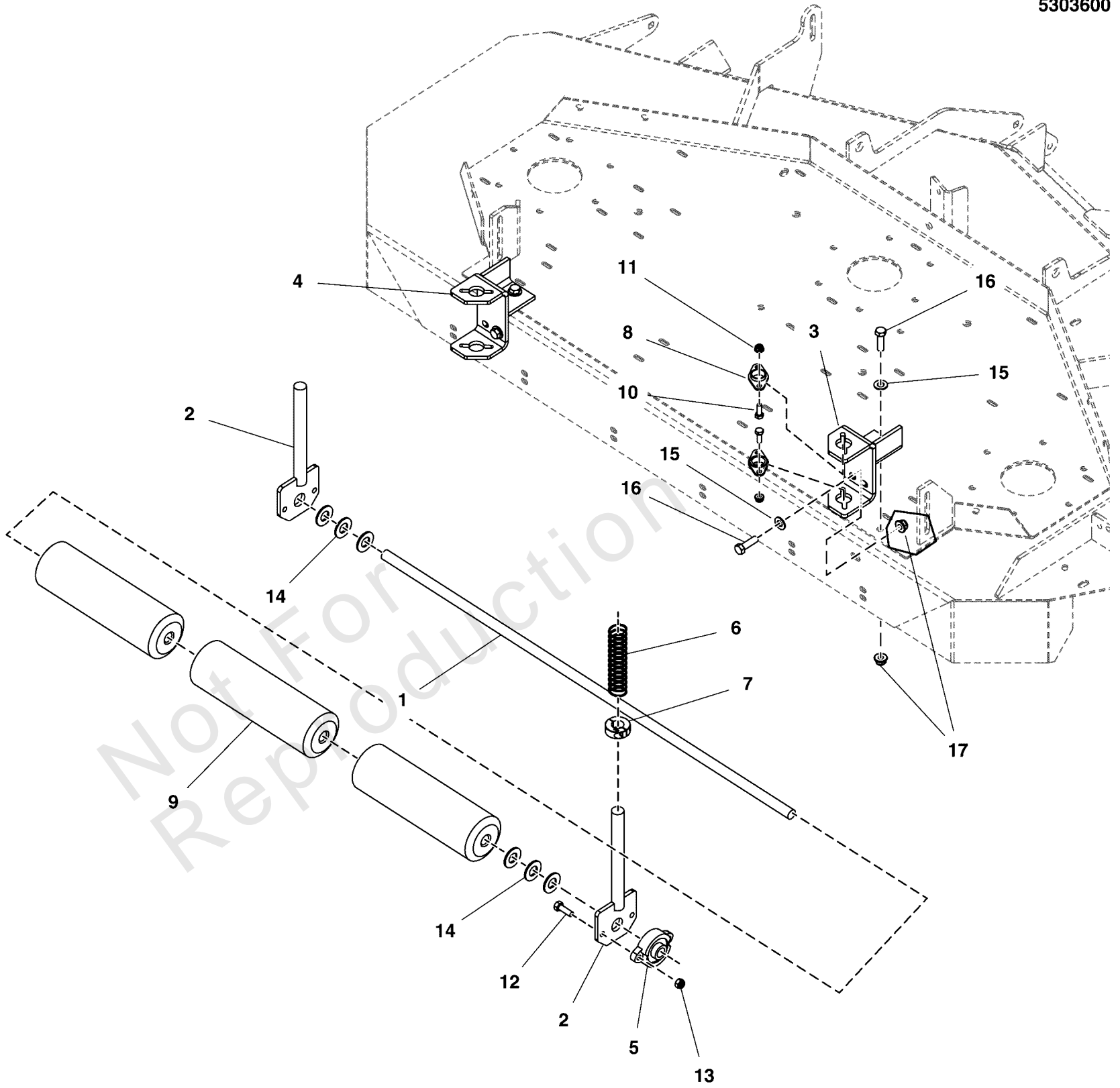
Not For Reproduction

# 61" Mower Deck Group - Rear Roller

Note: Unless noted otherwise, use the standard torque specifications

Mfg. No: 5901748

5303600



## 61" Mower Deck Group - Rear Roller

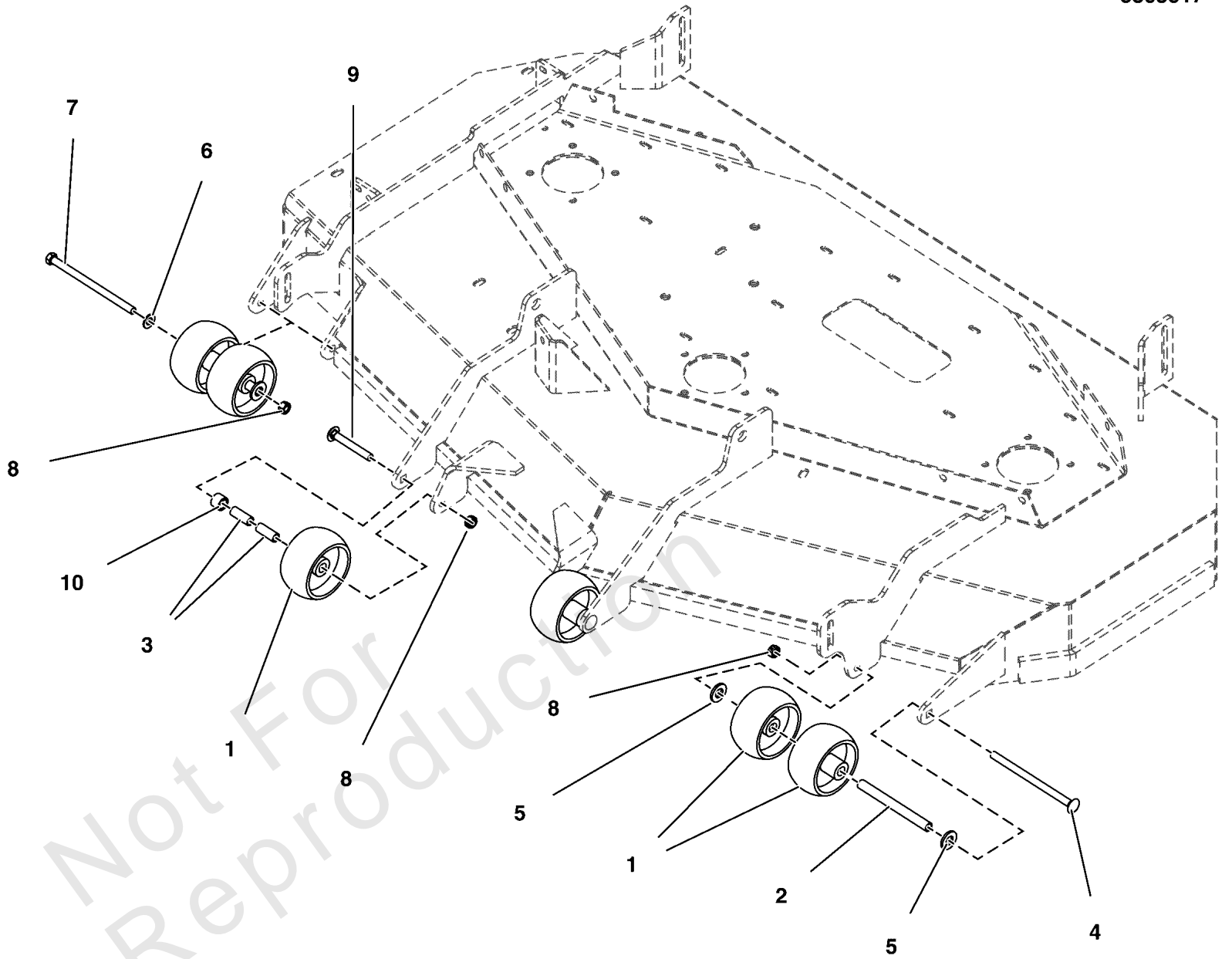
REF NO	PART NO	QTY	DESCRIPTION
1	5411348YP	1	SHAFT, 5/8 X 34.25
2	5411880AYP	2	WELD, ROLLER SLIDE - BLK
3	5411881AYP	1	WELD, ROLLER MT, RH - BLK
4	5411882AYP	1	WELD, ROLLER MT, LH - BLK
5	5022846SM	2	BEARING-FLANGE, 5/8
6	5022401SM	2	SPRING-COMPRESSION
7	5020594SM	2	COLLAR, 3/4 DOUBLE SPLIT
8	5023155SM	4	BUSHING, FLANGE, GFL - 20
9	5020785SM	3	ROLLER, DECK
10	5025010X6SM	8	BOLT, 1/4-20 X 3/4 GD5 YZ
11	703463	8	NUT, Flange Nylock , 1/4-20 -(5025391)
12	703585	4	CAPSCREW, Hex Head, 5/16-18 x 1
13	5025057SM	4	NUT, 5/16-18 HEX NYLON LOCK
14	5025281SM	6	WASHER, 5/8 SAE
15	703590	4	WASHER, .406 -(5025156)
16	5025013X10SM	4	BOLT, 3/8-16 X 1-1/4 GD5
17	5025394SM	4	NUT, Hex Flange, Nylock, 3/8-16

# 61" Mower Deck Group - Rollers S/N: 2017954955 & Below

Note: Unless noted otherwise, use the standard torque specifications

Mfg. No: 5901748

5303517



## 61" Mower Deck Group - Rollers S/N: 2017954955 & Below

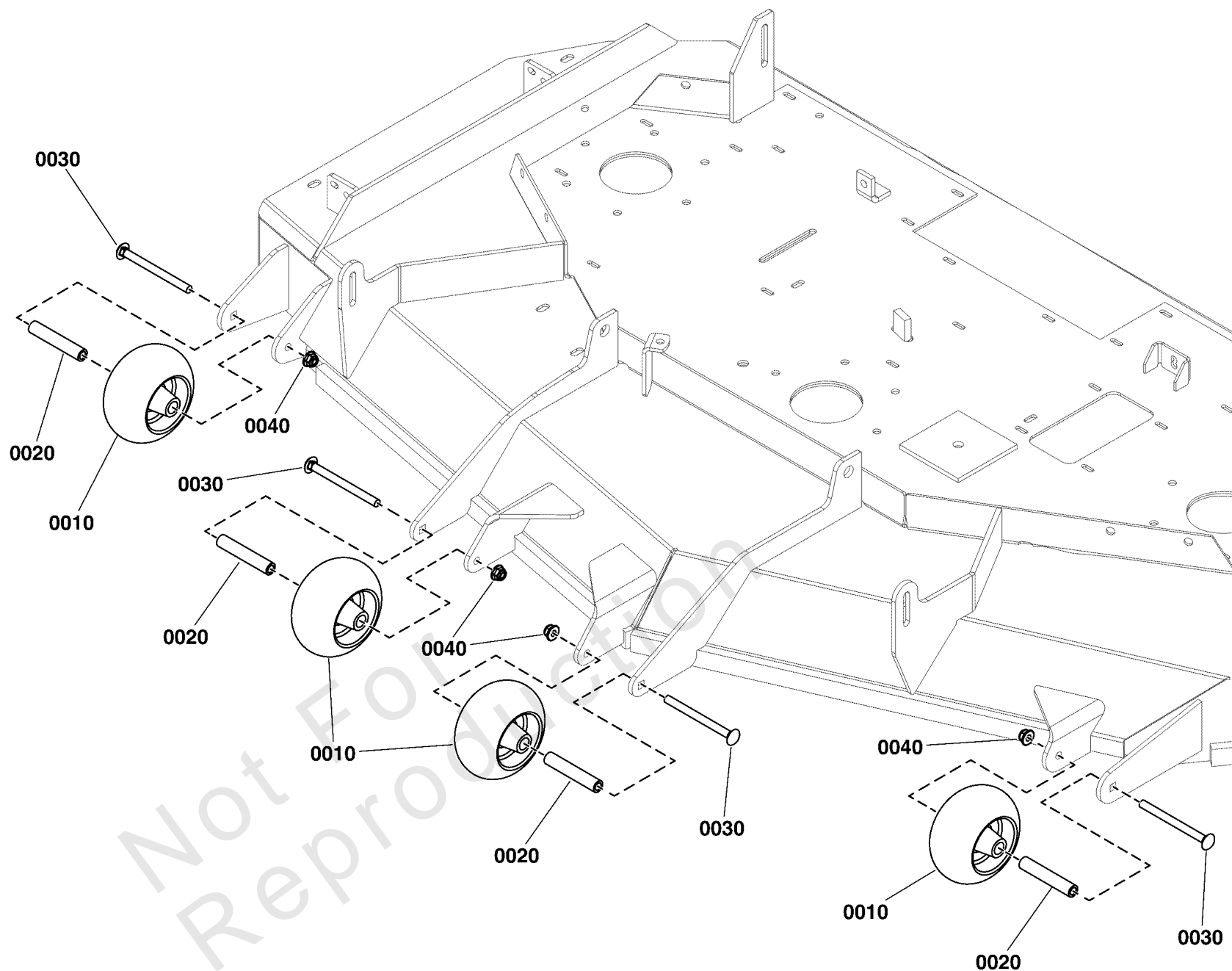
REF NO	PART NO	QTY	DESCRIPTION
1	1714760SM	6	GAUGE WHEEL
2	5046586SM	2	SPACER, .38 X .50 X 5.06
3	5041931SM	4	SPACER, .38 X .50 X 1.25
4	5025146X48YP	1	CARRIAGE BOLT, 3/8-16 X 6"
5	5025440SM	4	WASHER, 1/2" GD9 YZ
6	703590	1	WASHER, .406 -(5025156)
7	5025013X48SM	1	BOLT, 3/8-16, GD5
8	5025100SM	4	NUT, 3/8-16 HEX SIDE LOCK
9	5025146X28YP	2	BOLT, 3/8-16 X 3-1/2, CARRIAGE, GD5, CZ
10	5047027SM	2	SPACER, .51 X .75 X .56, CZ

Not For Reproduction

# 61" Mower Deck Group - Rollers S/N: 2017954956 & Above

Note: Unless noted otherwise, use the standard torque specifications

Mfg. No: 5901748



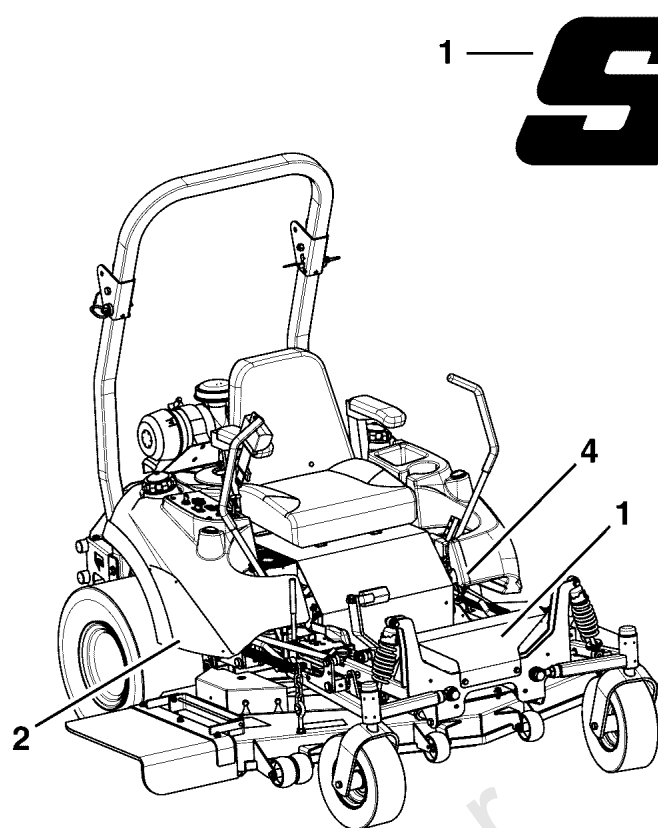


**61" Mower Deck Group - Rollers S/N: 2017954956 & Above**

REF NO	PART NO	QTY	DESCRIPTION
0010	5105521YP	4	WHEEL, ANTI SCALP, 5"
0020	5105554YP	4	SPACER, .38 X .63 X 3.38, CZ
0030	5025146X36YP	4	BOLT, 3/8-16 X 4-1/2, CARRIAGE, GD5, CZ
0040	5025394SM	4	NUT, Hex Flange, Nylock, 3/8-16

Not For Reproduction

5303596

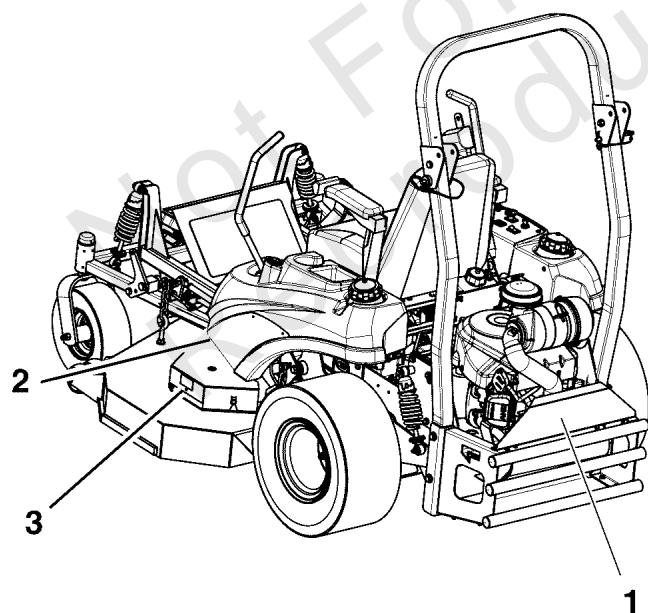



1 — **Simplicity**<sup>®</sup>

2 — **Simplicity**<sup>®</sup>

3 — **61"**  
**155cm**

4 — **COBALT**



### ***Decal Group - Brand & Model***

<b>REF NO</b>	<b>PART NO</b>	<b>QTY</b>	<b>DESCRIPTION</b>
1	1757673YP	2	DECAL, Model, SMI Logo 10.47" Long
2	1755725YP	2	DECAL, Simplicity Logo, Silver
3	1755723YP	1	DECAL, MOWER WIDTH 61IN/155CM
4	5104093YP	1	DECAL, LOGO, COBALT -(S/N: 2017987992 & Below)
4	771109	1	Decal, SMI, Model Cobalt -(S/N: 2017987993 & Above)
5	-----	1	NO LONGER AVAILABLE - LABEL, BRIGGS & STRATTON LOGO

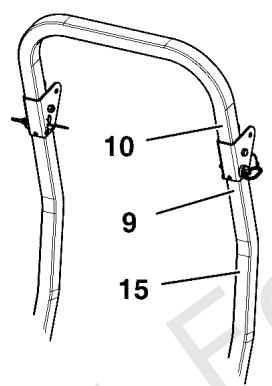
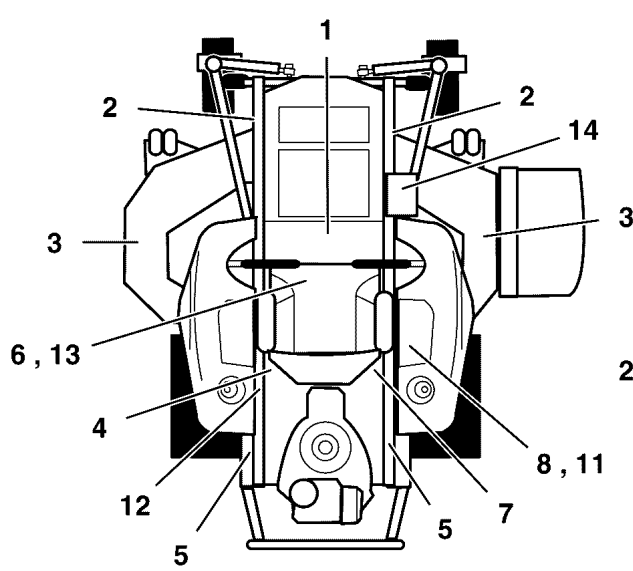
Not For Reproduction

# Decal Group - Safety & Operation

Note: Unless noted otherwise, use the standard torque specifications

Mfg. No: 5901748

5304896



<p><b>WARNING</b></p> <p><b>Avoid serious injury or death</b></p> <ul style="list-style-type: none"> <li>Read operator's manual before using this product.</li> <li>Do NOT operate this machine unless you are trained.</li> <li>Know the location and function of all controls.</li> <li>Keep safety devices (guards, shields, switches, etc.) in place and working.</li> <li>Remove objects that could be thrown by the blade.</li> <li>Be sure blades and engine are stopped before placing hands or feet near blades.</li> <li>When leaving machine, shut off, remove key and set parking brake.</li> </ul>	<p><b>DANGER</b></p> <p><b>Amputation hazard</b></p> <p>Rotating blades cut off arms and legs.</p> <ul style="list-style-type: none"> <li>Stop the mower when children or others are near.</li> <li>Do not carry riders (especially children) even with the blades off. They may fall off or return for another ride when you are not expecting it.</li> <li>Look down, behind and to the side before changing directions.</li> </ul>	<p><b>Water, retaining walls and drop-off hazards</b></p> <p>Wheels dropping over edges may result in serious injury, death or drowning.</p> <ul style="list-style-type: none"> <li>Do NOT operate near water, retaining walls or drop-offs.</li> <li>Give yourself a minimum of two mower widths of clearance around these hazards.</li> </ul>
<p><b>Fire Hazard</b></p> <p>Gasoline is flammable. Debris is combustible.</p> <ul style="list-style-type: none"> <li>Allow engine to cool for at least 3 minutes before refueling.</li> <li>Keep unit cleaned of debris.</li> <li>This equipment may create sparks that can start fires around dry vegetation. A spark arrester may be required. Contact local fire agencies for regulations relating to fire prevention requirements.</li> </ul>	<p><b>Loss of control and roll-over hazard</b></p> <p>Operating on slopes can be hazardous and cause loss of control and roll-overs.</p> <ul style="list-style-type: none"> <li>Avoid sudden turns or rapid speed changes.</li> <li>Reduce speed and use extreme caution on slopes.</li> <li>Go across slopes, NOT up and down.</li> <li>Do not operate on slopes over 15 degrees.</li> <li>If machine stops forward motion on a slope, stop the blades and drive slowly off the slope.</li> </ul>	<p><b>Wet or soft slope hazard</b></p> <p>Wet or soft slopes can cause sliding and loss of control.</p> <ul style="list-style-type: none"> <li>Do NOT operate on slopes when grass is wet.</li> <li>Do NOT operate on slopes when soil is soft (such as after heavy rains).</li> </ul>

**WARNING**

**PINCH POINT**

To avoid injury from loaded spring, read operator's manual before removing spring.

**DANGER**

**Amputation and thrown objects hazard**

- Keep hands and feet away from deck.
- Do not operate mower unless discharge chute or entire grass catcher is in its proper place.

**WARNING**

**Amputation and Pinch Point Hazard**

To avoid injury from rotating parts, stay clear of parts and keep all shields and guards in place.

**WARNING**

**Avoid serious injury or death from rollover.**

Do not operate without the rollbar installed and operational.

**Ignition System (Gasoline Models)**

This spark ignition system complies with Canadian standard ICES-002.

**WARNING**

**AVOID SERIOUS INJURY OR DEATH FROM ROLL OVER:**

Keep roll bar in the raised position and use seat belt.

THERE IS NO ROLL OVER PROTECTION WHEN THE ROLL BAR IS DOWN

Lower the roll bar only when necessary and NEVER remove it.

Do NOT use seat belt when the roll bar is down.

Raise the roll bar as soon as clearance permits.

Do NOT jump off if mower tips.

Read and follow all operating instructions and warnings in the operator's manual.

**WARNING**

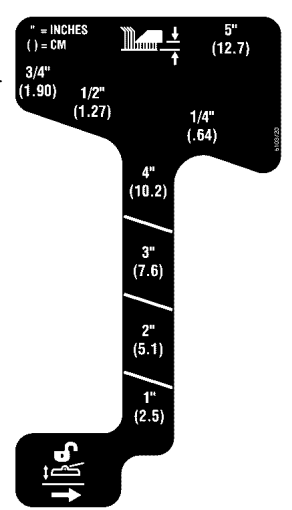
**LOW OVERHANGING OBSTACLES HAZARD**

Check for overhead clearances before driving under any objects. Do NOT allow roll bar to contact low overhanging obstacles, such as tree branches and guide wires.

**HYDRAULIC OIL RESERVOIR**

USE SAE 20W-50 MOTOR OIL

Belts & Blades	
<b>Tractor</b>	
Pump Drive Belt	5103907
<b>52" Mower</b>	
Deck Drive Belt - Long LH	5105029
Deck Drive Belt - Short RH	5105037
Mower Blade	5101756S
<b>61" Mower</b>	
Deck Drive Belt - Long LH	5104982
Deck Drive Belt - Short RH	5104780
Mower Blade	5101755S



**CAUTION**

**ROLL OVER PROTECTIVE STRUCTURE**

To maintain operator protection and roll bar certification:

Replace a damaged roll bar, do NOT attempt to repair or modify.

Any alteration of the roll bar must be approved by the manufacturer.

DO NOT exceed the machine weight rating of the roll bar.

## Decal Group - Safety & Operation

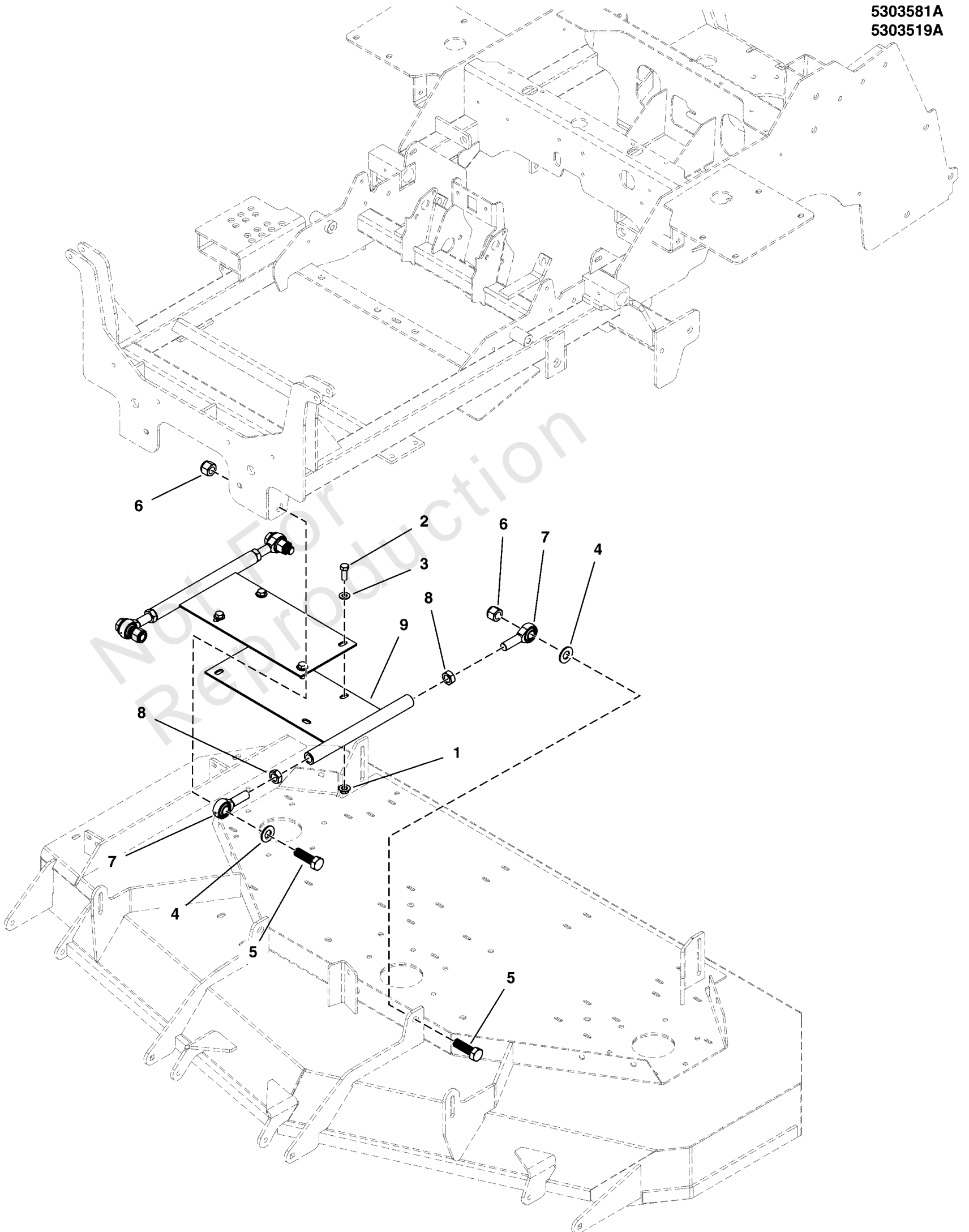
REF NO	PART NO	QTY	DESCRIPTION
1	5103595YP	1	DECAL, MAIN SAFETY -(S/N: 4000015530 & Below)
2	84001875	1	DECAL, MAIN SAFETY -(S/N: 4000015531 & Above)
2	5061245SM	2	DECAL, PINCH POINT
3	7101665YP	2	DECAL, DANGER DO NOT OPERATE W/O DEFLECT
4	5103184YP	1	DECAL, WARNING, HAND IN BELT, ENG ONLY
5	5100683SM	2	DECAL, WARNING, ROLL BAR
6	5104434YP	1	DECAL, TRANSAXLE RELEASE, ZT4400
7	5100342SM	1	DECAL, FUEL VALVE
8	5100280SM	1	DECAL, THROTTLE CONTROL
9	5104082YP	1	DECAL, WARNING, FOLDING ROPS
10	5100405YP	1	DECAL, WARNING, OVERHAND, ROPS
11	5048970SM	1	DECAL, IGNITION SWITCH
12	5100957SM	1	DECAL, HYDRAULIC OIL, SAE 20W50
13	5105191YP	1	DECAL, BELT & BLADE COBALT 2BELT
14	5103720YP	1	DECAL, CUT HEIGHT, IS700/ZTS700
15	5104083YP	1	DECAL, CAUTION, FOLDING ROPS

# Deck Lift Group - Puller Bar

Note: Unless noted otherwise, use the standard torque specifications

Mfg. No: 5901748

5303581A  
5303519A



## Deck Lift Group - Puller Bar

REF NO	PART NO	QTY	DESCRIPTION
1	5025128SM	4	NUT, Hex, Serrated Flange, 3/8-16 (S/N 616 & up)
2	5025013X8SM	4	CAPSCREW, Hex Head, 3/8-16 x 1
3	5025293SM	4	WASHER, 3/8" GR. 9 FLAT
4	5025281SM	4	WASHER, 5/8
5	5025019X16YP	4	BOLT, 5/8-11 X 2 GD5, CZ
6	5025403YP	4	NUT, 5/8-11 HEX NYLON LOCK
7	5102683YP	4	BALL JOINT, 5/8-18, MALE
8	5025454SM	4	NUT, 5/8-18, HEX JAM
9	5411858AYP	2	WELD, DECK STABILIZER, IS2100Z - BLK

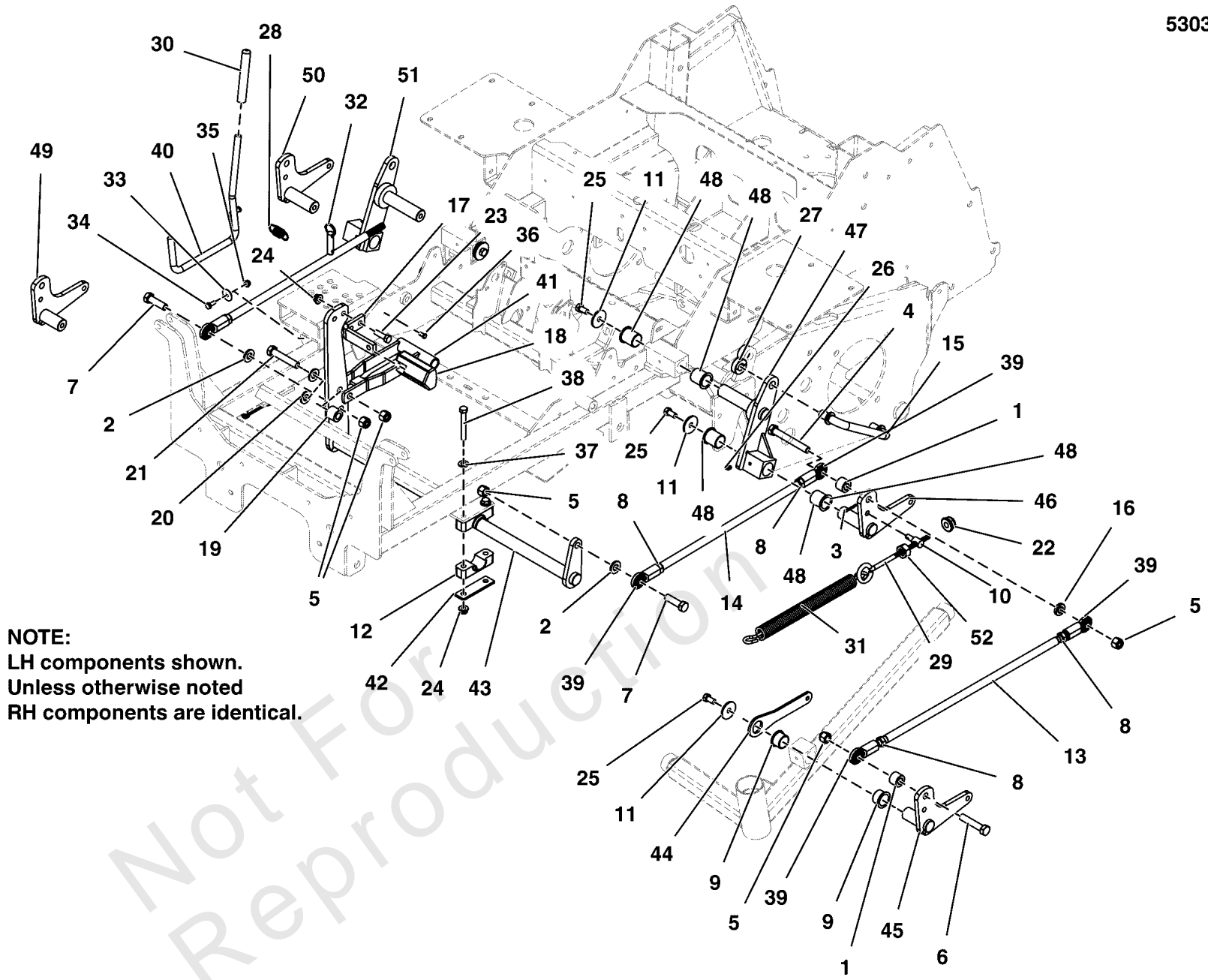
Not For Reproduction

# Deck Lift Group S/N: 2017954955 & Below

Note: Unless noted otherwise, use the standard torque specifications

Mfg. No: 5901748

5303595



**NOTE:**  
LH components shown.  
Unless otherwise noted  
RH components are identical.



## Deck Lift Group S/N: 2017954955 & Below

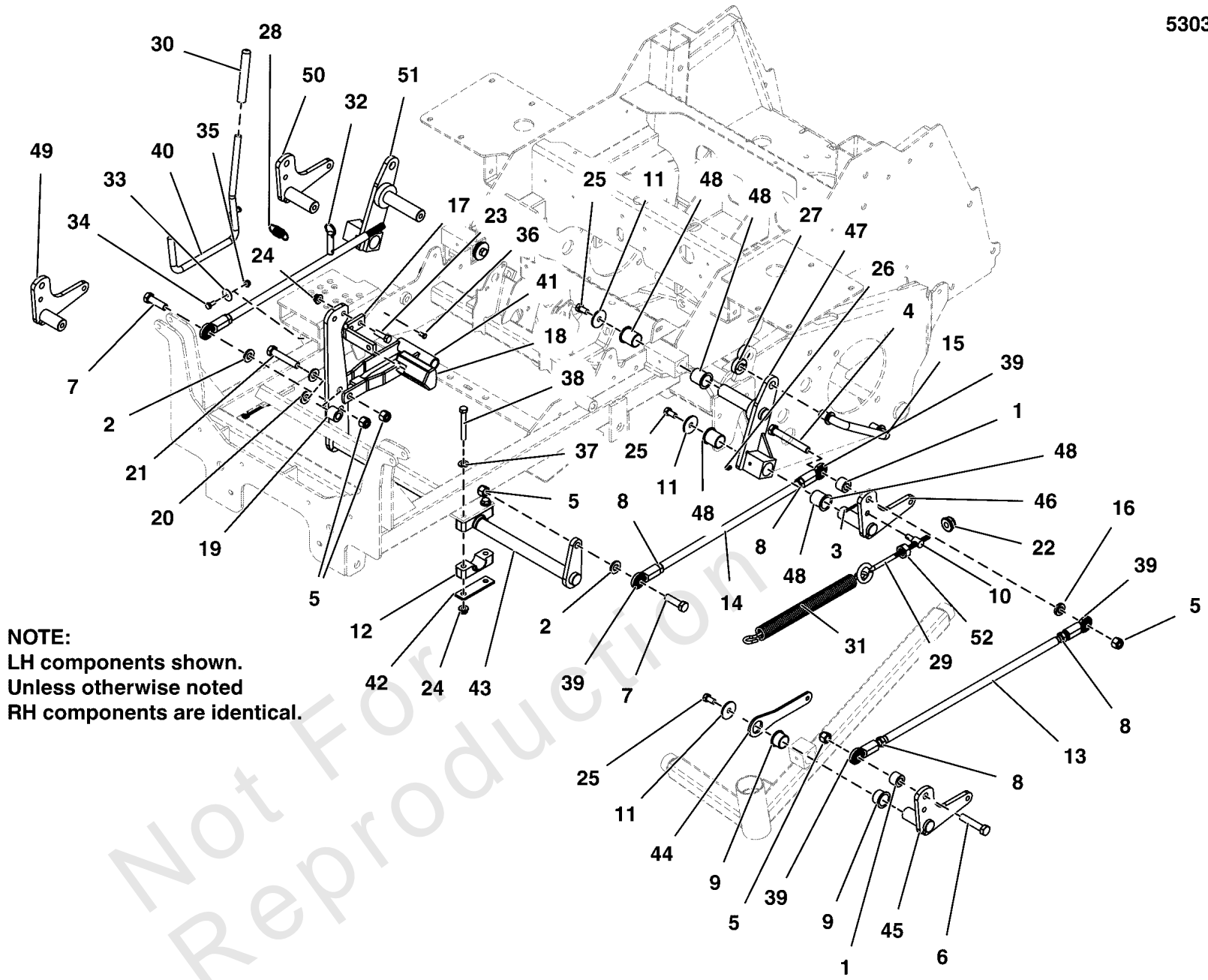
REF NO	PART NO	QTY	DESCRIPTION
1	5045023SM	4	SPACER, .52 X 1.00 X .44, CZ
2	5025440SM	4	WASHER, 1/2" GR. 9 FLAT
3	5025203X6SM	2	PIN, COTTER, 1/8" X 3/4
4	5025017X26SM	2	BOLT, 1/2-13 X 3-1/4, HEX HD, GD5, YZ
5	5025056SM	7	NUT, Hex, Nylon Lock, 1/2-13
6	5025017X18SM	2	BOLT, 1/2-13 X 2-1/4" GD5 YZ
7	5025017X14YP	2	BOLT, 1/2-13 X 1-3/4 GD5 YZ
8	5025089SM	8	NUT, Hex Jam, 1/2-20
9	5023356SM	4	BUSHING, 1.00 X 1.13 X .75, PLASTIC
10	5100380SM	2	ADJUSTER, DECK HANGER
11	5100548SM	6	WASHER, .390 X 1.50 X .109, YZ
12	5100634SM	4	BLOCK
13	5104004YP	2	ROD, 1/2-20 X 24.50
14	5103758YP	2	ROD, DECK LIFT, 19.25, CZ
15	5103703YP	2	ROD, SUSPENSION LINK, IS700, CZ
16	5100520SM	2	SPACER, .52 X 1.00 X .22, PM, CZ
17	5061569AYP	1	PEDAL, FOOT - BLK
18	5104262YP	1	PEDAL, Rubber
19	5044673SM	1	SPACER, .52 X 1.00 X .88, PM, CZ
20	5025158SM	6	WASHER, 1/2
21	5025017X22SM	1	BOLT, 1/2-13 X 2-3/4 GD5 YZ
22	5025096SM	2	NUT, Hex, Nylon Lock, 3/8-16
23	5025013X10SM	2	CAPSCREW, Hex Head, 3/8-16 x 1-1/4
24	5025394SM	6	NUT, Hex Flange, Nylock, 3/8-16
25	5025443SM	6	BOLT, 3/8-16 x 3/4, GD5, YZ WITH PATCH
26	5020095SM	2	GREASE FITTING, 1/4-28 STRAIGHT
27	5020441SM	4	COLLAR, 5/8" SPLIT
28	5010213YP	1	SPRING-EXT, .740 ODX2.025LGX.072WR, BLK
29	5021811SM	2	EYEBOLT, 3/8-16 X 8, 3 THRD, 1 EYE, CZ
30	5021880SM	1	GRIP, FOAM, .475 X 4.35 X .095
31	5023355SM	2	SPRING-EXT, 1.00 ODX13.25LGX.177WR, BLK
32	5023498SM	1	PIN, HITCH, 1/2 X 2.00 OAL, YP
33	5025288YP	2	WASHER, 1/4
34	703338	2	CAPSCREW, Hex Head, 1/4-20 x 5/8, GR5
35	703463	2	NUT, Flange Nylock , 1/4-20 -(5025391)
36	5025212X4SM	1	PIN, CLEVIS, 1/4 X 1/2, PLATED
37	703590	8	WASHER, .406 -(5025156)
38	5025013X22SM	4	CAPSCREW, Hex Head, 3/8-16 X 2-3/4
39	1702779SM	8	JOINT-BALL .500-20 THD .500ID
40	5410317AYP	1	WELD, Rod, Deck Lift - BLK
41	5410315AYP	1	WELD, DECK HEIGHT LINK, IS700 - BLACK
42	5403925AYP	2	PLATE, Pivot
43	5410897CYP	1	WELD, DECK LIFT SHAFT - ORG
44	5411634CYP	2	MOUNT, SPRING, DECK LIFT - ORG
45	5401661CSM	1	WELD, PIVOT DECK LIFT - LH - ORANGE
46	5401671AYP	1	WELD, DECK LIFT LEVER, LH - BLK
47	5401664AYP	1	WELD, REAR LIFT - LH - BLK
48	5023343SM	8	BUSHING, 1.00 X 1.13 X 1.38, PLASTIC
49	5401662CYP	1	WELD, DECK LIFT LEVER, RH - ORG
50	5401672AYP	1	WELD, DECK LIFT LEVER, RH - BLK

# Deck Lift Group S/N: 2017954955 & Below

Note: Unless noted otherwise, use the standard torque specifications

Mfg. No: 5901748

5303595



**NOTE:**  
LH components shown.  
Unless otherwise noted  
RH components are identical.

**Deck Lift Group S/N: 2017954955 & Below**

---

REF NO	PART NO	QTY	DESCRIPTION
51	5401665AYP	1	WELD, REAR LIFT - RH - BLK
52	5025034SM	2	NUT, 3/8-16 HEX

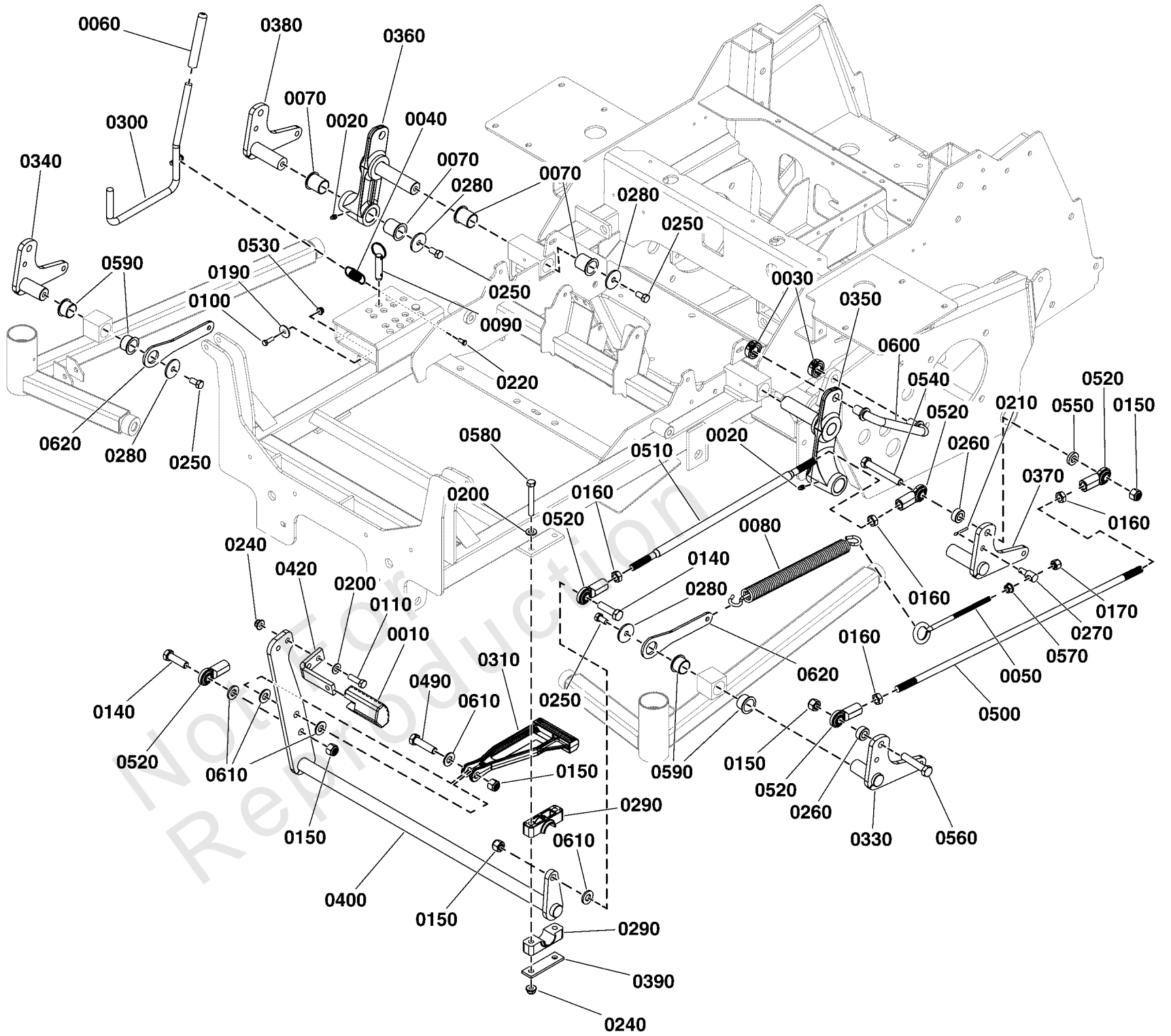
---

Not For Reproduction

# Deck Lift Group S/N: 2017954956 & Above

Note: Unless noted otherwise, use the standard torque specifications

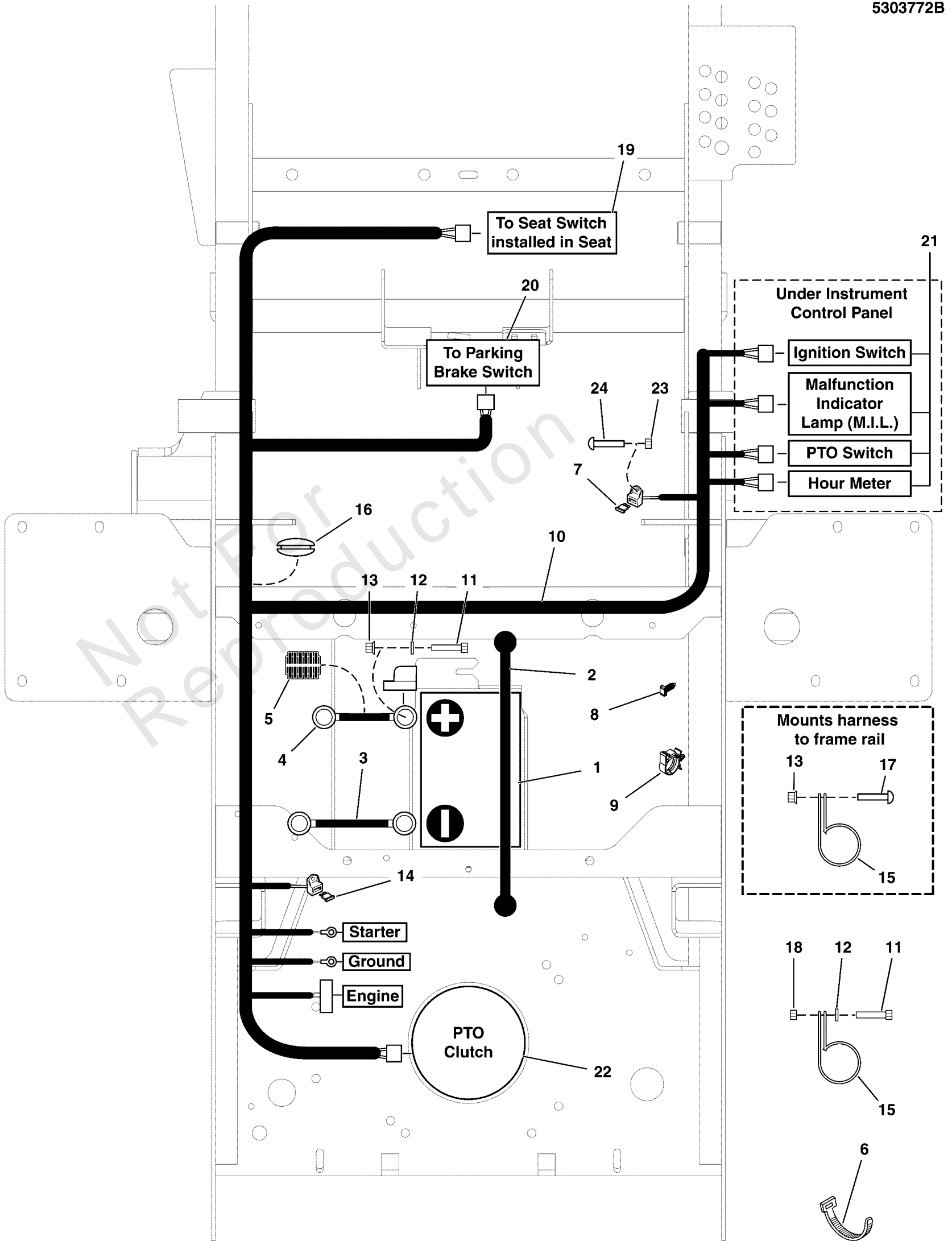
Mfg. No: 5901748



## Deck Lift Group S/N: 2017954956 & Above

REF NO	PART NO	QTY	DESCRIPTION
0010	5104262YP	1	PEDAL, Rubber
0020	5020095SM	2	GREASE FITTING, 1/4-28 STRAIGHT
0030	5020441SM	4	COLLAR, 5/8" SPLIT
0040	5010213YP	1	SPRING-EXT, .740 ODX2.025LGX.072WR, BLK
0050	5021811SM	2	EYEBOLT, 3/8-16 X 8, 3 THRD, 1 EYE, CZ
0060	5021880SM	1	GRIP, FOAM, .475 X 4.35 X .095
0070	5023343SM	8	BUSHING, 1.00 X 1.13 X 1.38, PLASTIC
0080	5023355SM	2	SPRING-EXT, 1.00 ODX13.25LGX.177WR, BLK
0090	5023498SM	1	PIN, HITCH, 1/2 X 2.00 OAL, YP
0100	703338	2	CAPSCREW, Hex Head, 1/4-20 x 5/8, GR5
0110	5025013X10SM	2	CAPSCREW, Hex Head, 3/8-16 x 1-1/4
0140	5025017X14YP	2	BOLT, 1/2-13 X 1-3/4 GD5 YZ
0150	7091325YP	7	NUT, 1/2-13 HEX NYLON LOCK
0160	5025089SM	8	NUT, Hex Jam, 1/2-20
0170	5025096SM	2	NUT, Hex, Nylon Lock, 3/8-16
0190	5025288YP	2	WASHER, 1/4
0200	703590	8	WASHER, .406
0210	5025203X6SM	2	PIN, COTTER, 1/8" X 3/4
0220	5025212X4SM	1	PIN, CLEVIS, 1/4 X 1/2, PLATED
0240	5025394SM	6	NUT, Hex Flange, Nylock, 3/8-16
0250	5025443SM	6	BOLT, 3/8-16 x 3/4, GD5, YZ WITH PATCH
0260	5045023SM	4	SPACER, .52 X 1.00 X .44, CZ
0270	5100380SM	2	ADJUSTER, DECK HANGER
0280	5100548SM	6	WASHER, .390 X 1.50 X .109, YZ
0290	5100634SM	4	BLOCK
0300	5410317AYP	1	WELD, Rod, Deck Lift - BLK
0310	5104133YP	1	ARM LINK
0330	84002184	1	WELD, DECK LIFT LEVER, LH - BLK
0340	84002185	1	WELD, DECK LIFT LEVER, RH - BLK
0350	5105172YP	1	ASSM, DECK COMP LINK, LH-CAST
0360	5105173YP	1	ASSM, DECK COMP LINK, RH-CAST
0370	5401671AYP	1	WELD, DECK LIFT LEVER, LH - BLK
0380	5401672AYP	1	WELD, DECK LIFT LEVER, RH - BLK
0390	5403925AYP	2	PLATE, Pivot
0400	84002183	1	WELD, DECK LIFT SHAFT - BLK
0420	5061569AYP	1	PEDAL, FOOT - BLK
0490	5025017X16YP	1	CAPSCREW, Hex Head, 1/2-13 x 2
0500	5104004YP	2	ROD, 1/2-20 X 24.50
0510	5103758YP	2	ROD, DECK LIFT, 19.25, CZ
0520	1702779SM	8	JOINT-BALL .500-20 THD .500ID
0530	703463	2	NUT, Flange Nylock , 1/4-20
0540	5025017X26SM	2	BOLT, 1/2-13 X 3-1/4, HEX HD, GD5, YZ
0550	5100520SM	2	SPACER, .52 X 1.00 X .22, PM, CZ
0560	5025017X18SM	2	BOLT, 1/2-13 X 2-1/4" GD5 YZ
0570	5025034SM	2	NUT, 3/8-16 HEX
0580	5025017X22SM	4	BOLT, 1/2-13 X 2-3/4 GD5 YZ
0590	5023356SM	4	BUSHING, 1.00 X 1.13 X .75, PLASTIC
0600	5103703YP	2	ROD, SUSPENSION LINK, IS700, CZ
0610	5025158SM	7	WASHER, 1/2
0620	84002186	2	MOUNT, SPRING, DECK LIFT - BLK

5303772B



## Electrical Group

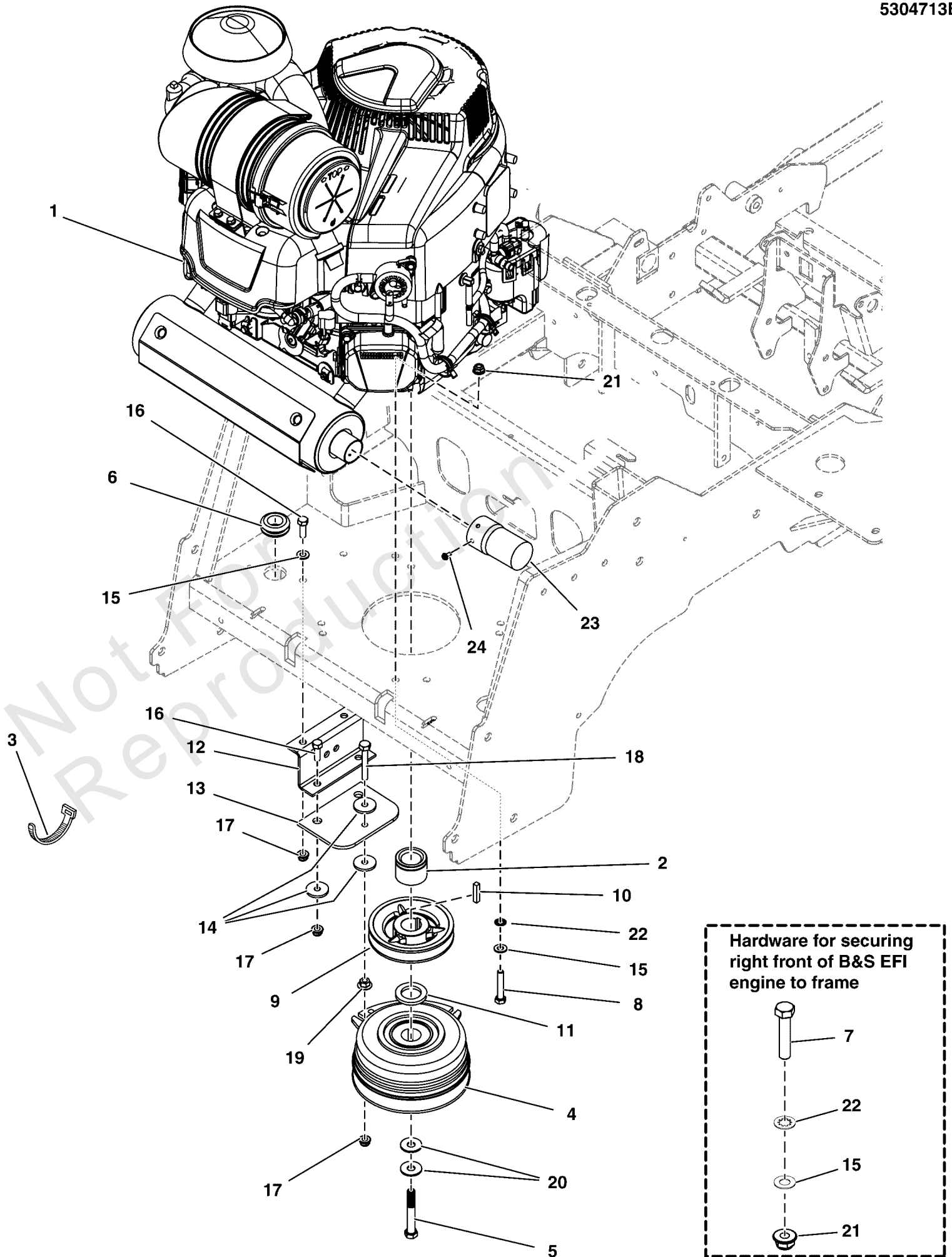
REF NO	PART NO	QTY	DESCRIPTION
1	1685215SM	1	BATTERY, L Post, 12 Volt 6 Cell 340CCA
2	1722009SM	1	STRAP, Rubber, 13"
3	5047690SM	1	BATTERY CABLE, NEG, 14, 5/16-13/32
4	5021405SM	1	BATTERY CABLE, POS, 22, 1/4-5/16
5	5050927X16YP	1	WIRE LOOM, 3/8 ID X 16 IN
6	5021029SM	13	TIE, SELF-LOCKING, 12"
7	5102710YP	1	FUSE, ATO, 25 AMP -(SV)
8	5103761YP	2	FIR TREE MOUNT, PACKARD -(S/N: 2017954955 & Below)
9	5104705YP	2	ROSEBUD LOOM CLIP
10	5416015YP	1	WIRE HARNESS, MAIN, LG, ZTR -(S/N: 2017954955 & Below)
10	5105535YP	1	HARNESS, LARGE WIRING -(S/N: 2017954956 & Above)
11	5025010X6SM	3	CAPSCREW, Hex Head, 1/4-20 x 3/4 (stiffener to top of cover)
12	703332	3	WASHER, Flat, 1/4 -(5025154)
13	703233	4	NUT, Serrated, Flange, 1/4-20, GR5 -(5025126)
14	5101935YP	2	FUSE, ATO, 15 AMP (SV) -(SV)
15	5021500SM	3	CLAMP, VINYL INSULATED, 1.00
16	5102677YP	1	GROMMET, 1-1/2" ID FOR 1/4" METAL
17	5025299X8YP	2	CAPSCREW
18	703463	3	NUT, Flange Nylock , 1/4-20 -(5025391)
19	-----	1	Refer to: Seat Mount & Floor Group
20	-----	1	Refer to: Parking Brake Group
21	-----	1	Refer to: Engine & PTO Group
22	-----	1	Refer to: Instrument Control Panel Group
23	5025179X4YP	2	SCREW- #10-24 X 1/2 ROUND PHILLIPS -(S/N: 2017954956 & Above)
24	703412	2	NUT, Nylock, #10-24 -(S/N: 2017954956 & Above)

# Engine & PTO Group - Briggs & Stratton EFI (Remote Oil Tank)

Note: Unless noted otherwise, use the standard torque specifications

Mfg. No: 5901748

5304713E





## Engine & PTO Group - Briggs & Stratton EFI (Remote Oil Tank)

REF NO	PART NO	QTY	DESCRIPTION
1	-----	1	ENGINE, 28HP EFI, B&S, W/MUF, OIL GUARD -(Muffler available through engine manufacturer)
2	5100926YP	1	SPACER, 1.13 X 1.75 X 1.35, CZ
3	5101492YP	1	TIE, SELF-LOCKING, 24" -(Secures PTO Clutch wire to Clutch Anchor)
4	5105090YP	1	CLUTCH, WARNER, 200 FT-LB, 1.13" X 6.323
5	5102866YP	1	BOLT, CRANKSHAFT, 7/16-20 X 3, GD8 -(Torque clutch mounting bolt to 65 ft-lbs (88 Nm))
6	5103944YP	1	GROMMET, 7/8"ID, 1/4" THICK STK
7	5025025X12YP	1	BOLT-HEX, 5/16-24 X 1-1/2", GD8, PHOS -(Torque engine mounting bolts to 17 ft-lbs (23 Nm))
8	5025025X14YP	3	BOLT, 5/16-24 X 1-3/4, GD8, PHOS -(Torque engine mounting bolts to 17 ft-lbs (23 Nm))
9	5021682YP	1	PULLEY, 4.75 OD X 1-1/8 BORE, BC-48
10	5050407X10YP	1	KEY, 1/4 SQ. X 1-1/4
11	5046904YP	1	SPACER, 1.13 X 1.75 X .25
12	5410367AYP	1	ANCHOR, CLUTCH, IS600-IS700 - BLK
13	5043636SM	1	PAD, Clutch Anchor
14	5044617SM	4	WASHER, CLUTCH ANCHOR, 5/16
15	703350	4	WASHER, 5/16, Flat SAE, Zinc/Clear
16	703585	6	CAPSCREW, Hex Head, 5/16-18 x 1
17	703115	8	NUT, Flange Nylock, 5/16-18
18	5025055X18YP	1	BOLT, 5/16-18 X 2-1/4
19	5025139SM	1	NUT, 5/16-18 HEX SERRATED FLANGE (LARGE)
20	5025585YP	2	BELLEVILLE, WASHER, 1.1875 X .442 X .089
21	5025616YP	4	NUT, 5/16-24, TOP LOCK FLANGE, GD8 PHOS
22	5025188SM	4	WASHER, 5/16" Internal Tooth Lock
23	5104348YP	1	EXTENSION, TAILPIPE, 3", BLACK
24	5025470YP	1	SCREW, SELF-TAP, #8-32 X 3/8, WASH HEX, CZ

# Engine Remote Oil Tank, Hoses, & Mount Group

Note: Unless noted otherwise, use the standard torque specifications

Mfg. No: 5901748

53047130G

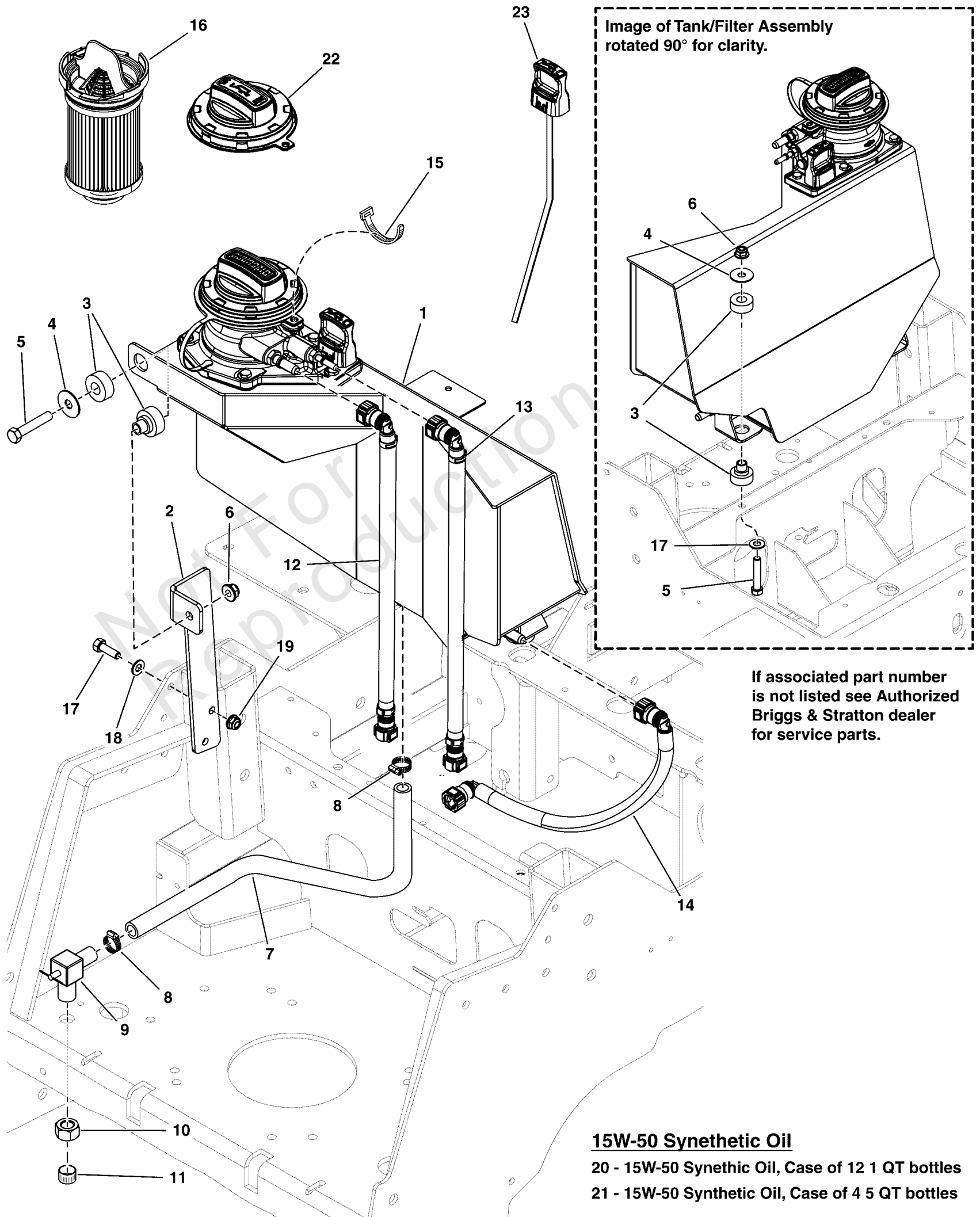


Image of Tank/Filter Assembly rotated 90° for clarity.

If associated part number is not listed see Authorized Briggs & Stratton dealer for service parts.

**15W-50 Synthetic Oil**  
 20 - 15W-50 Synthetic Oil, Case of 12 1 QT bottles  
 21 - 15W-50 Synthetic Oil, Case of 4 5 QT bottles

## Engine Remote Oil Tank, Hoses, & Mount Group

REF NO	PART NO	QTY	DESCRIPTION
1	595944	1	TANK, Oil -(Refer to Note: *)
2	84003342	1	MOUNT, Tank
3	84003075	3	MOUNT - Isolator
4	5025165SM	3	WASHER, Fender, 3/8
5	5025013X16SM	3	CAPSCREW, Hex Head, 3/8-16 x 2
6	5025394SM	3	NUT, Hex Flange, Nylock, 3/8-16
7	84003343	1	HOSE, Oil Drain
8	5021392SM	2	CLAMP, #6 HOSE, STAINLESS
9	84003076	1	VALVE, Oil Drain Shut Off
10	84003079	1	NUT, Hex, M16-1.5
11	84003078	1	COVER, Oil Drain
12	595939	1	HOSE, Oil Scavenge -(Refer to Note: *)
13	595942	1	HOSE, Oil Vent -(Refer to Note: *)
14	595937	1	HOSE, Oil Supply -(Refer to Note: *)
15	-----	1	TIE, Cable, Yellow 7.6" -(Included in item #16)
16	595930	1	FILTER, Oil -(Includes item #15)
17	703585	2	CAPSCREW, Hex Head, 5/16-18 x 1
18	703350	2	WASHER, 5/16, Flat SAE, Zinc/Clear
19	703115	2	NUT, Flange Nylock, 5/16-18
20	100169	1	OIL-1QT VANGUARD (CASE) -(Case of twelve 1 quart bottles)
20-1	100169WEB	1	OIL-1QT VANGUARD (EA) -(One 1 quart bottle)
21	100170	1	OIL-5QT VANGUARD (CASE) -(Case of four 5 quart bottles)
21-1	100170WEB	1	OIL-5QT VANGUARD (EA) -(One 5 quart bottle)
22	595931	1	CAP, Oil Fill
23	595933	1	DIPSTICK

---

**Footnotes:**

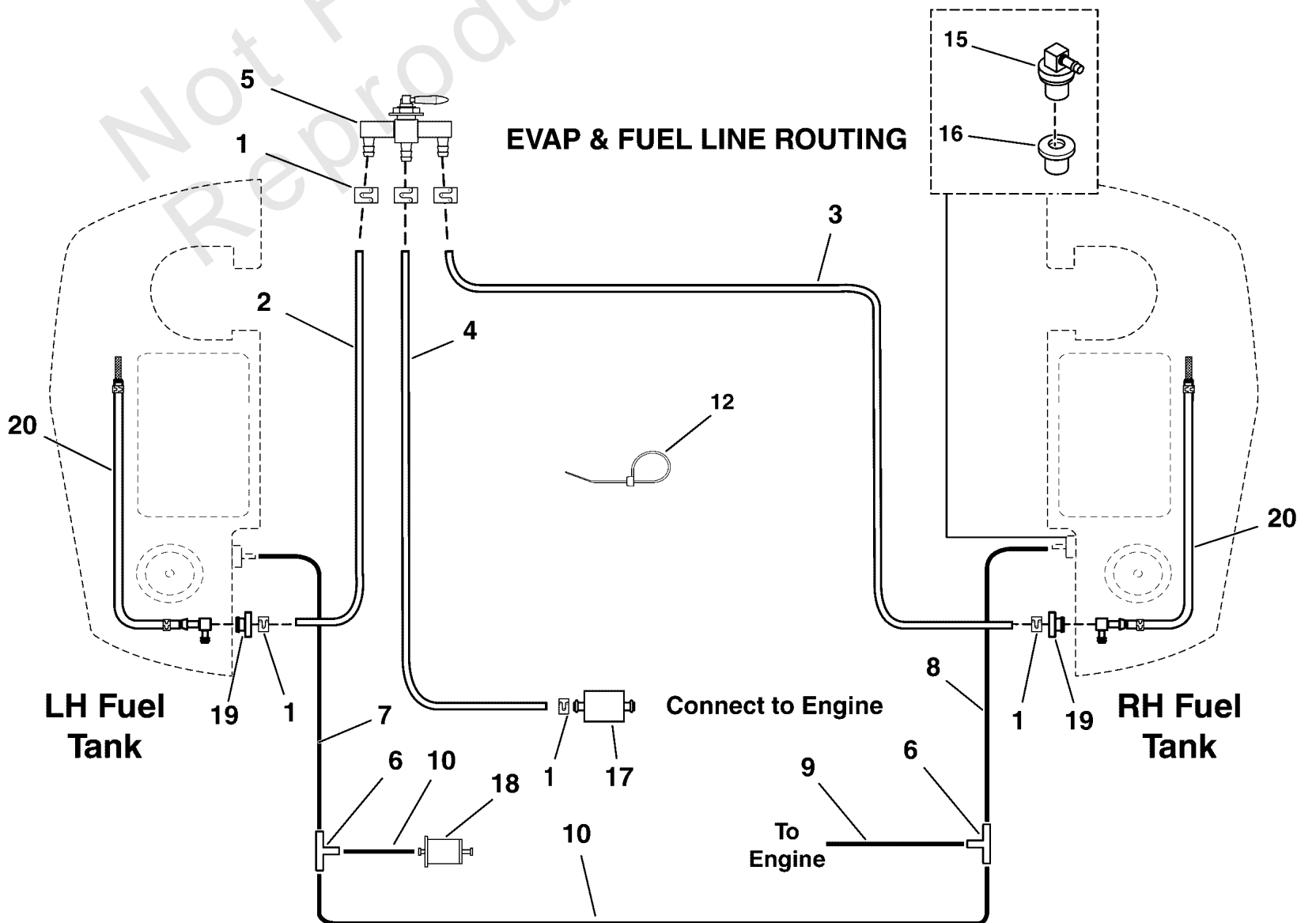
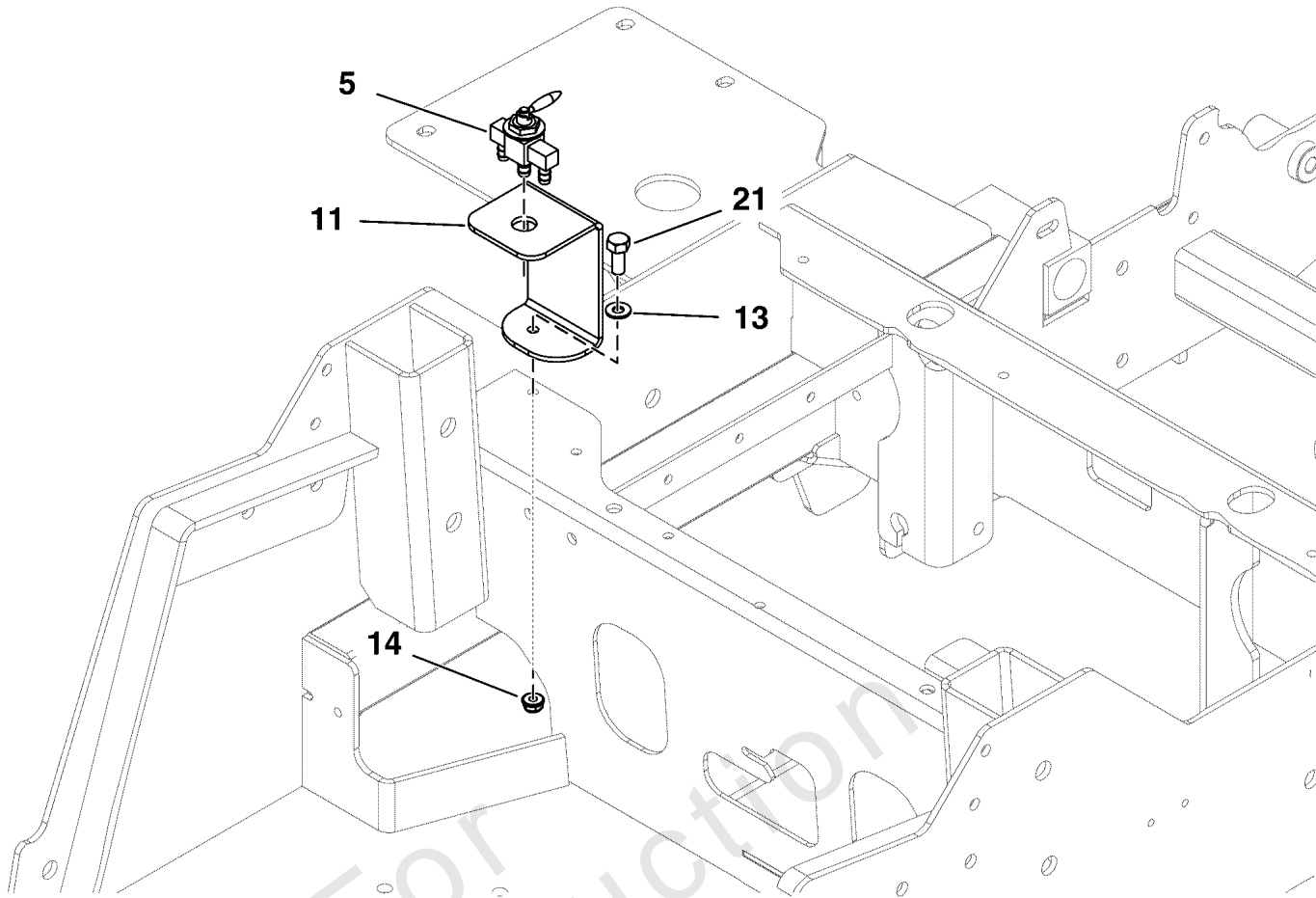
Note: \*Order Oil Guard replacement parts from your Authorized Briggs & Stratton Engine Service Provider

# Fuel Supply Hose, Tank Replacement Parts, and EVAP Group - S/N: 2017765516 &

Note: Unless noted otherwise, use the standard torque specifications

Mfg. No: 5901748

5303527A 5303818A



## Fuel Supply Hose, Tank Replacement Parts, and EVAP Group - S/N: 2017765516 &

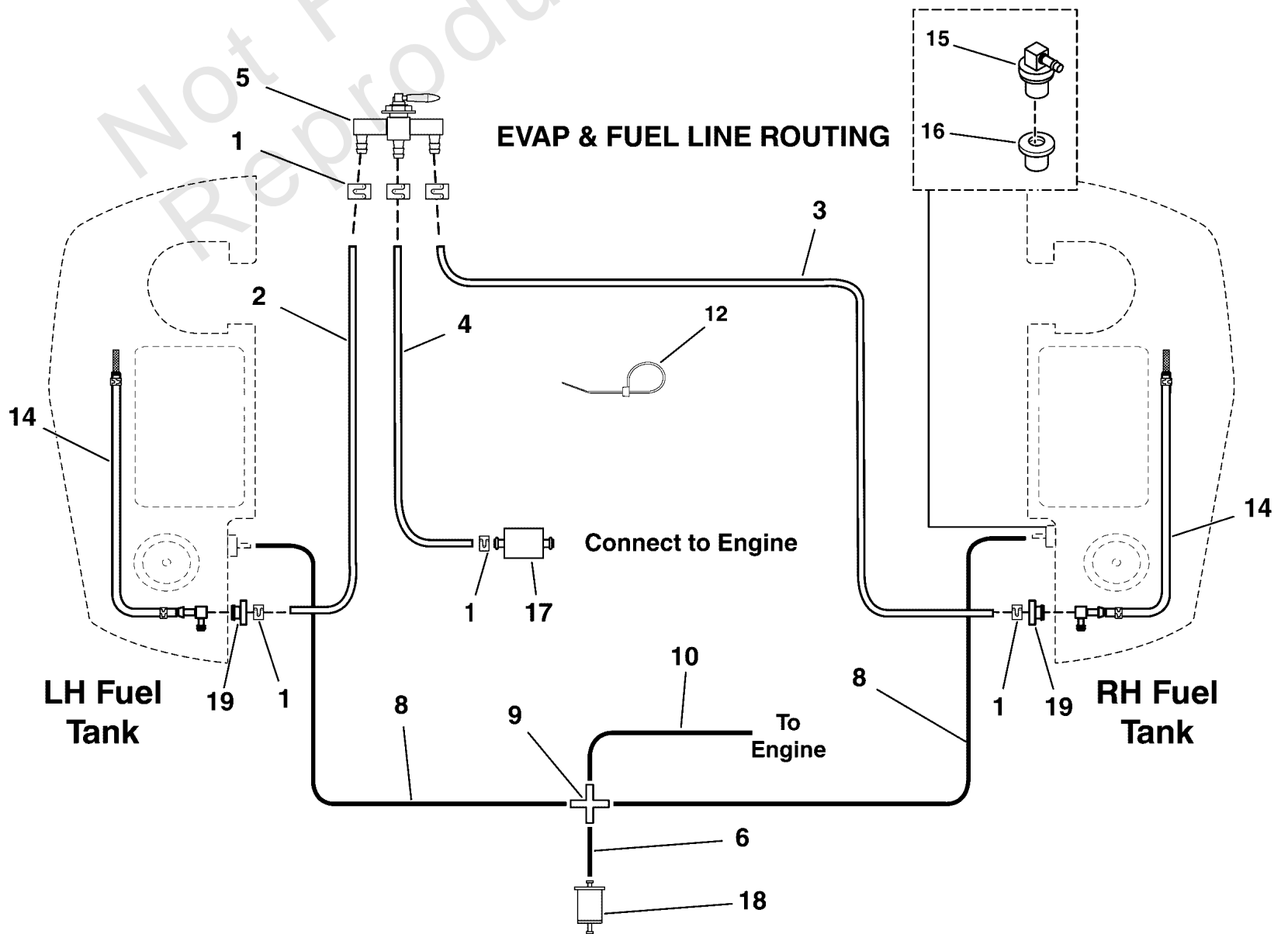
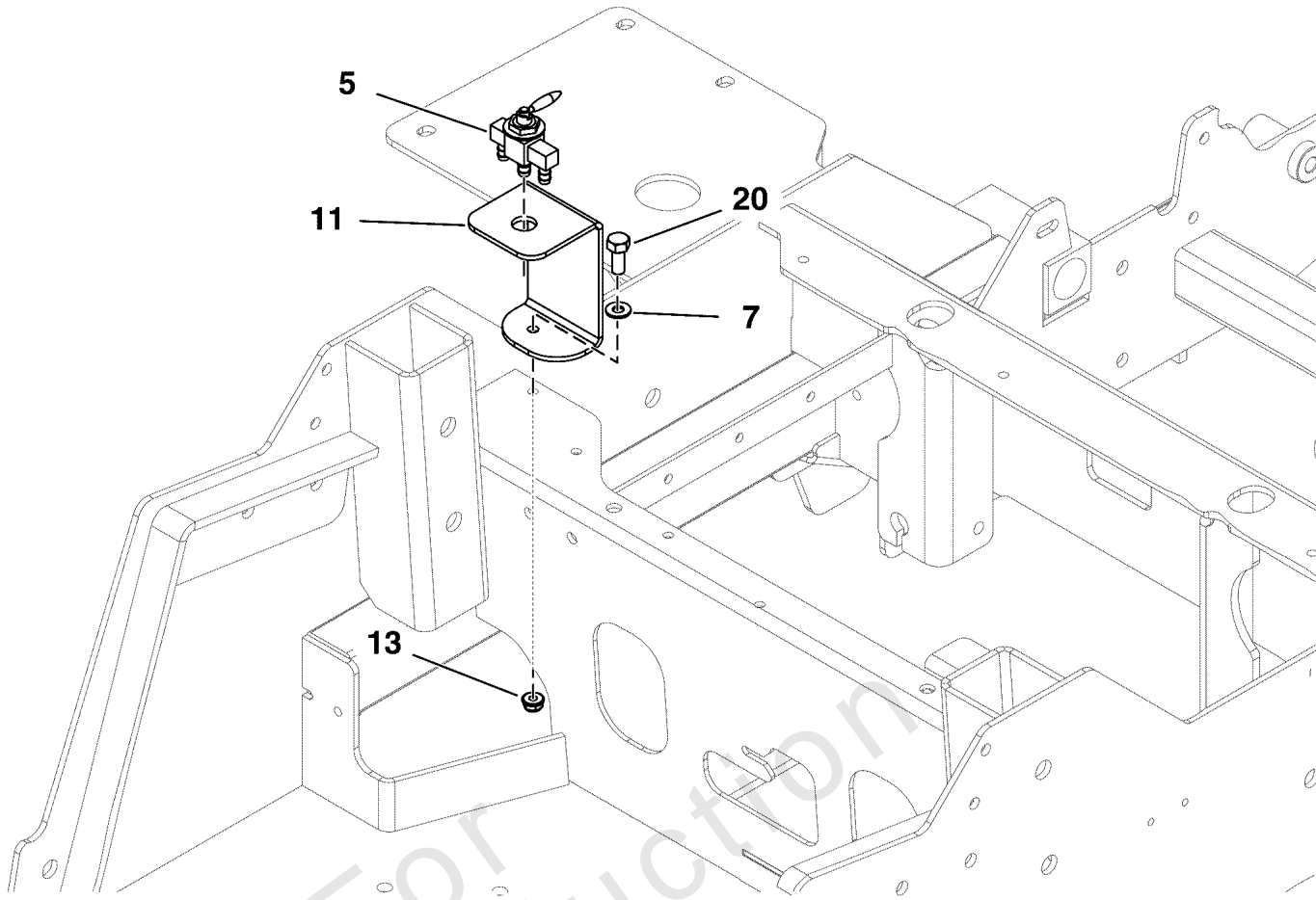
REF NO	PART NO	QTY	DESCRIPTION
1	691038	6	CLAMP, Hose
2	5050831X11YP	1	HOSE, 1/4" FUEL, 11.00"
3	5050831X27SM	1	HOSE, 1/4" FUEL, 27.00"
4	5050831X19P5YP	1	HOSE, 1/4" FUEL, 19.50"
5	5023358SM	1	VALVE, FUEL SHUT-OFF, 11772
6	5103062YP	2	FITTING, 3/16" TEE, BARB TYPE, HDPE
7	7700552X15P5YP	1	HOSE, VAPOR, 5MM ID, 15.50 LG
8	7700552X23YP	1	HOSE, VAPOR, 5MM ID, 23.00 LG
9	7700552X13P5YP	1	HOSE, VAPOR, 5MM ID, 13.50 LG
10	7700552X6YP	1	HOSE, VAPOR, 5MM ID, 6.00 LG
11	5415357AYP	1	MOUNT, FUEL VALVE, 2100Z - BLK
12	5021030SM	4	TIE, 6" Self-Locking
13	703302	1	WASHER, Flat, 5/16
14	703115	1	NUT, Flange Nylock, 5/16-18
15	7104638YP	2	VENT, Remote
16	799624	2	GROMMET -(209043)
17	5021178X3SM	1	FUEL FILTER (SV)
18	84001895	1	FILTER, Fuel -(794079)
19	1726400SM	2	BUSHING
20	5101144SM	2	PICKUP TUBE ASM, FUEL TANK (SV)
21	5025011X6SM	1	CAPSCREW, Hex Head, 5/16-18 x 3/4

# Fuel Supply Hose, Tank Replacement Parts, and EVAP Group - S/N: 2017765517 &

Note: Unless noted otherwise, use the standard torque specifications

Mfg. No: 5901748

5303527B 5303818B



## Fuel Supply Hose, Tank Replacement Parts, and EVAP Group - S/N: 2017765517 &

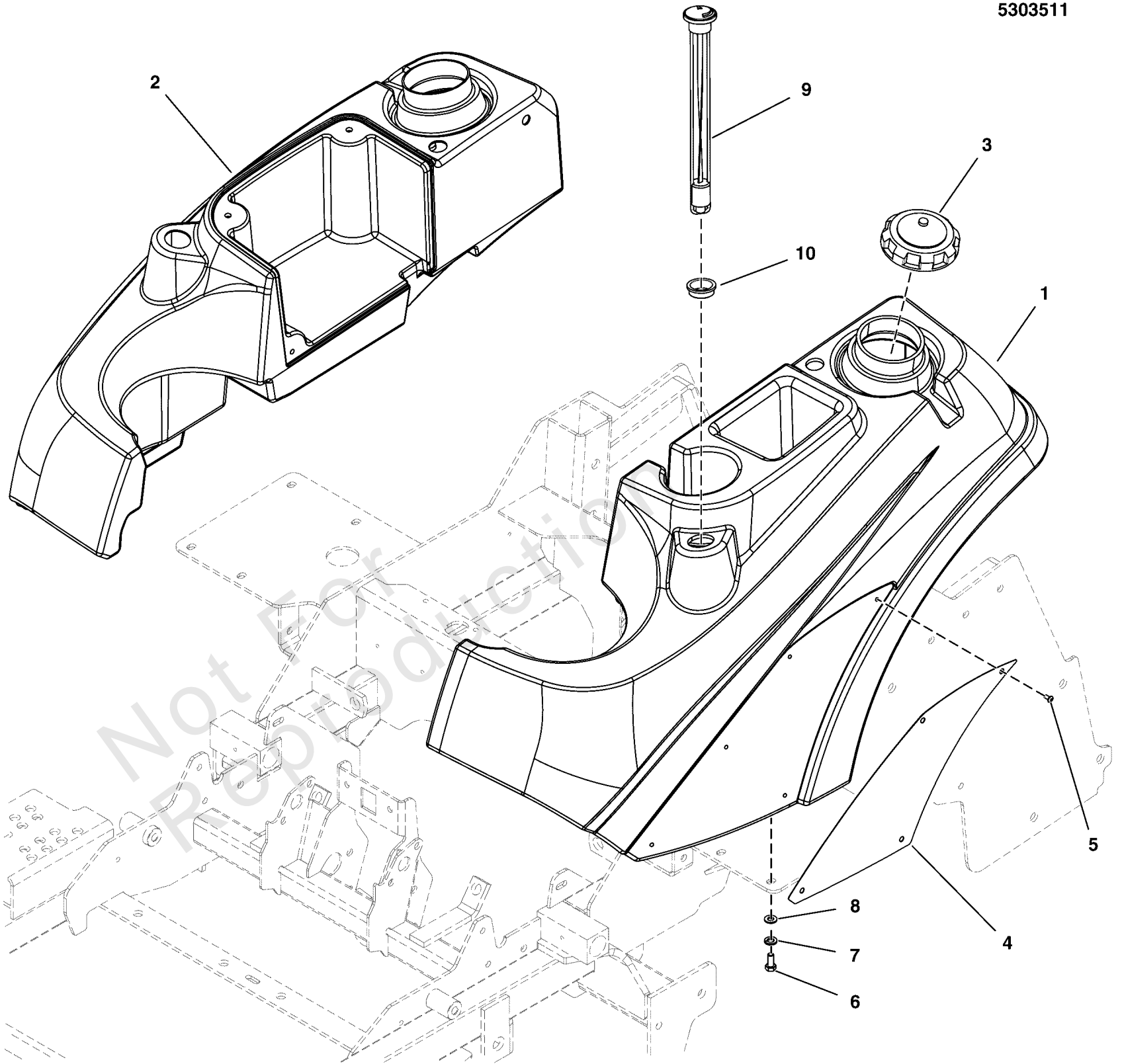
REF NO	PART NO	QTY	DESCRIPTION
1	691038	6	CLAMP, HOSE, EXTERNAL, 1/2 - RED
2	5050831X11YP	1	HOSE, 1/4" FUEL, 11.00"
3	5050831X27SM	1	HOSE, 1/4" FUEL, 27.00"
4	5050831X19P5YP	1	HOSE, 1/4" FUEL, 19.50"
5	5023358SM	1	VALVE, FUEL SHUT-OFF, 11772
6	7700552X4YP	1	HOSE, VAPOR, 5MM ID, 4.00 LG -(Cut to length)
7	703302	1	WASHER, 5/16 SAE
8	7700552X23YP	2	HOSE, VAPOR, 5MM ID, 23.00 LG
9	5105394YP	1	FITTING, BARBED CROSS, 3/16" BLK NYLON
10	7700552X22YP	1	HOSE, VAPOR, 5MM ID, 22.00 LG -(Cut to length)
11	5415357AYP	1	MOUNT, FUEL VALVE, 2100Z - BLK
12	5021030SM	4	TIE, SELF-LOCKING, 6"
13	703115	1	NUT, 5/16-18 HEX NYLOCK FLANGE
14	5101144SM	2	HOSE ASSEMBLY (SV)
15	7104638YP	2	REMOTE, VENT ASSEMBLY, NO VALVE (SV)
16	799624	2	GROMMET (SV) -(209043)
17	5021178X3SM	1	FUEL FILTER (SV)
18	84001895	1	FILTER, Fuel -(794079)
19	1726400SM	2	BUSHING-FUEL TANK RED RUBBER (SV)
20	5025011X6SM	1	BOLT, 5/16-18 X 3/4 GD5

# Fuel Tank & Mount Group

Note: Unless noted otherwise, use the standard torque specifications

Mfg. No: 5901748

5303511





## Fuel Tank & Mount Group

REF NO	PART NO	QTY	DESCRIPTION
1	5103178YP	1	TANK, FUEL, IS2000 & IS3100 - LH
2	5103177YP	1	TANK, FUEL, IS2000 & IS3100 - RH
3	84005958	2	CAP, Fuel Tank
4	5401095CSM	2	BADGE, IS2000 - IS3000 - ORG
5	5025386SM	8	SCREW, #10-24 X 3/8 ALLEN BHBZ
6	5025011X6SM	8	BOLT, 5/16-18 X 3/4 GD5
7	5025170SM	8	WASHER, 5/16 LOCK YZ
8	5025292SM	8	WASHER, 5/16 F436 FLAT
9	5022917SM	2	GAUGE, FUEL, 12 (SV)
10	5022917X1SM	2	GROMMET, FUEL GAUGE (SV)

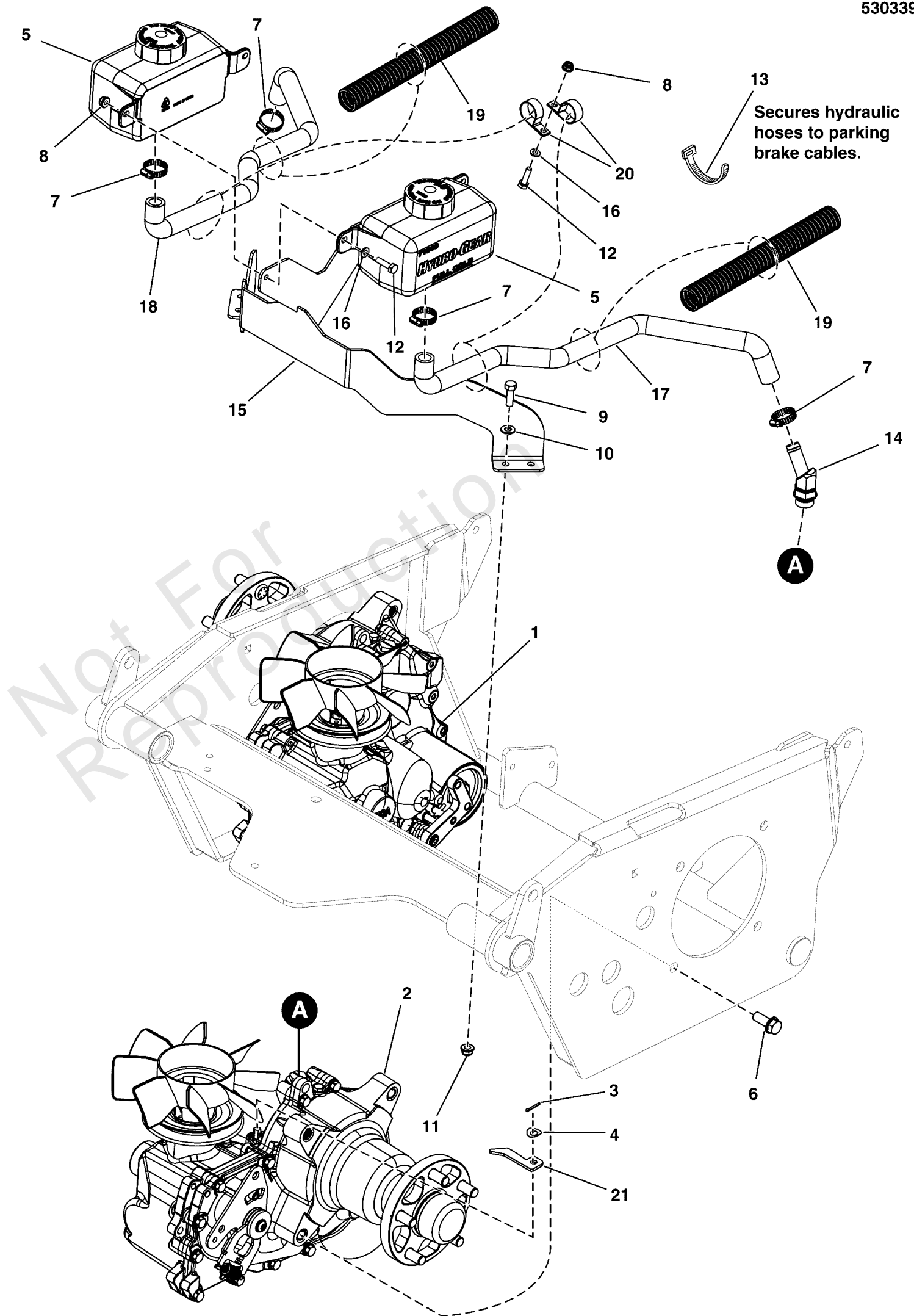
Not For Reproduction

# Hydraulic Group

Note: Unless noted otherwise, use the standard torque specifications

Mfg. No: 5901748

5303399B



## Hydraulic Group

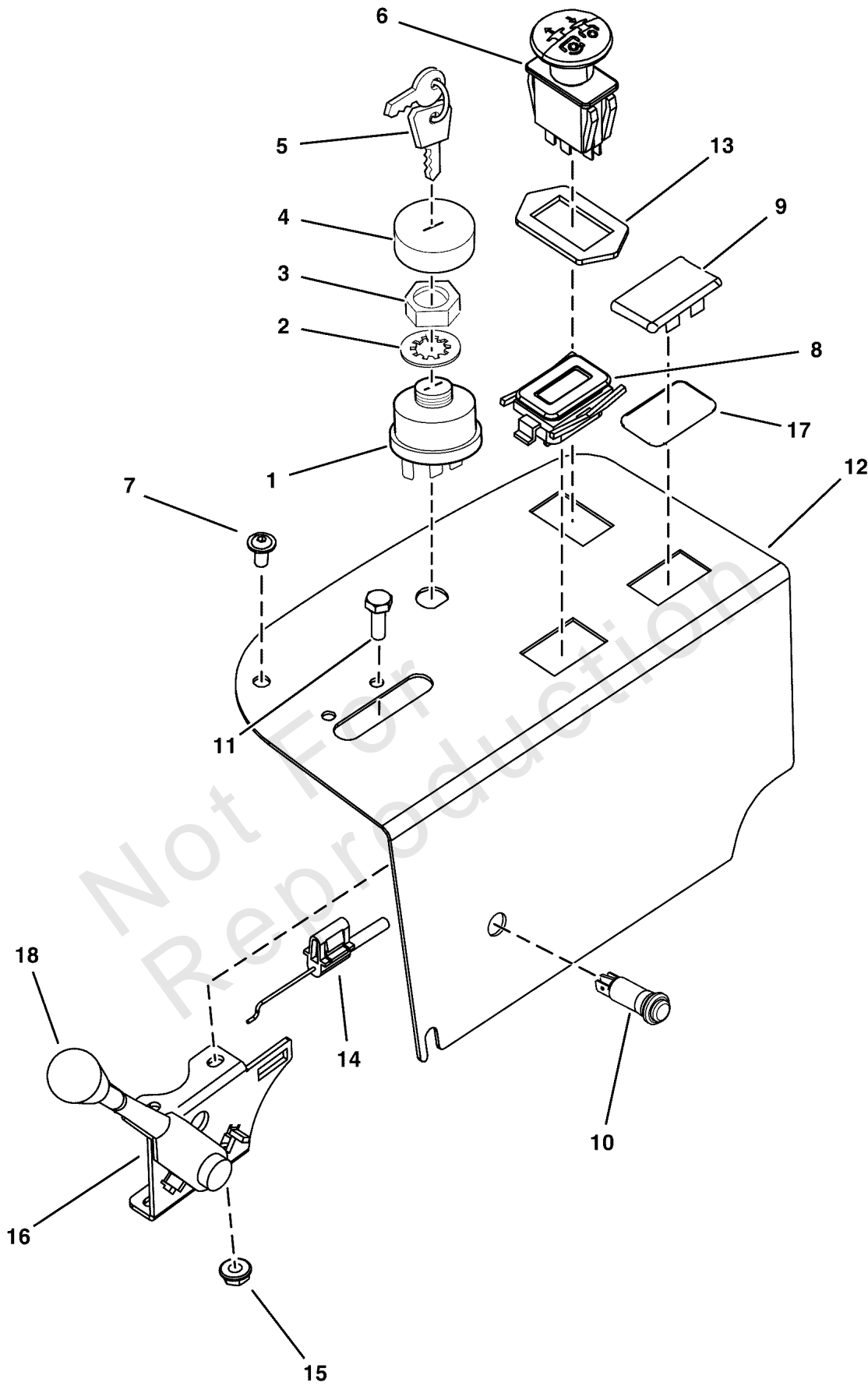
REF NO	PART NO	QTY	DESCRIPTION
1	5104385YP	1	TRANS, ZT-4400, RH, LONG AXLE, 1710-1057R
2	5104386YP	1	TRANS, ZT-4400, LH, LONG AXLE, 1710-1057L
3	703312	2	PIN, Cotter, 3/32 X 3/4
4	5023202SM	2	WASHER, Spring, 3/8
5	5101998YP	2	HYDRO TANK, HYDRO-GEAR 71938, 1 LITER
6	5025535YP	8	BOLT, 1/2-13 X 1-1/4, SF, PLT W/PATCH
7	5021164SM	4	CLAMP, #10 HOSE, STAINLESS
8	703463	3	NUT, Flange Nylock , 1/4-20 -(5025391)
9	703585	4	CAPSCREW, Hex Head, 5/16-18 x 1
10	703302	4	WASHER, Flat, 5/16
11	703115	4	NUT, Flange Nylock, 5/16-18
12	5025010X8SM	3	BOLT, 1/4-20 X 1", GD
13	5021030SM	2	TIE, 6" Self-Locking
14	5104409YP	2	FITTING 22.5 ELBOW 5/8 TUBE-7/8-14 O-RING
15	5415880AYP	1	WELD, MOUNT, OIL RESERVOIR - BLK
16	703332	3	WASHER, Flat, 1/4 -(5025154)
17	5105178YP	1	HOSE, HYD RES, LH, IS2100Z
18	5105179YP	1	HOSE, HYD RES, RH, IS2100Z
19	5100384X13YP	2	LOOM, CONVOLUTED SPLIT, 1 ID - 13 LONG
20	5021500SM	2	CLAMP, VINYL INSULATED, 1.00
21	5104436YP	2	ARM, TRANSMISSION RELEASE, ZT4400

# Instrument Control Panel Group

Note: Unless noted otherwise, use the standard torque specifications

Mfg. No: 5901748

5305000



## Instrument Control Panel Group

REF NO	PART NO	QTY	DESCRIPTION
1	1737853YP	1	SWITCH ASSEMBLY, Ignition Indak No Keys/Hdwr
2	1960547SM	1	LOCKWASHER, Internal Tooth, 5/8 Thin -(80018784)
3	1717549SM	1	NUT, Hex Flange, 5/8-32 IGN SW DIE CAST
4	1717550SM	1	COVER, Ignition Switch
5	1737836YP	1	KEYS, Ignition
6	1722887SM	1	SWITCH, PTO, Push/Pull
7	84002228	3	SCREW, Flange
8	-----	1	HOUR METER, ASSEMBLE -(Refer to Note: *)
9	1709188SM	1	PLUG, Hole, Electric Lift (Hydro models only)
10	5103809YP	1	LIGHT, INDICATOR, PANEL, LED, RED
11	5025179X6SM	2	SCREW, #10-24 X 3/4", ROUND PHILLIPS
12	5412044AYP	1	PANEL, CONTROL, IS2100Z - BLK
13	5022222SM	1	RING, SWITCH RETAINER, PTO
14	5101073SM	1	CABLE, THROTTLE, 42"
15	703412	2	NUT, Nylock, #10-24 -(5025271)
16	5101537SM	1	LEVER, THROTTLE CONTROL, HEAVY DUTY
17	5022269SM	1	O-RING, 7/8" ID X 1/16" W
18	5046360X1SM	1	THROTTLE CONTROL HANDLE/KNOB

---

**Footnotes:**

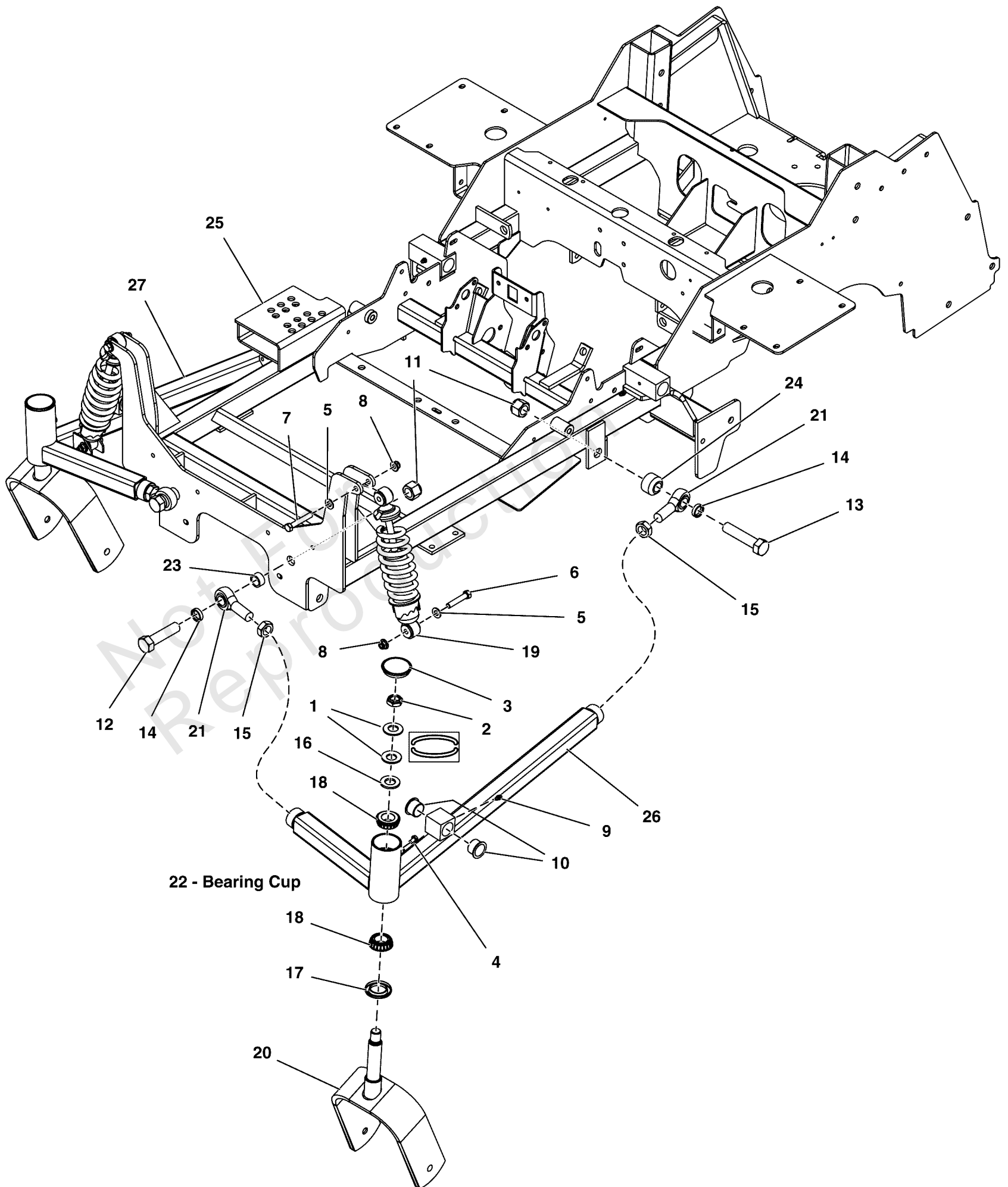
Note: \*If replacing contact the Service Department at 1-800-933-6175.

# Main Frame & Front Suspension Group

Note: Unless noted otherwise, use the standard torque specifications

Mfg. No: 5901748

5303592



## Main Frame & Front Suspension Group

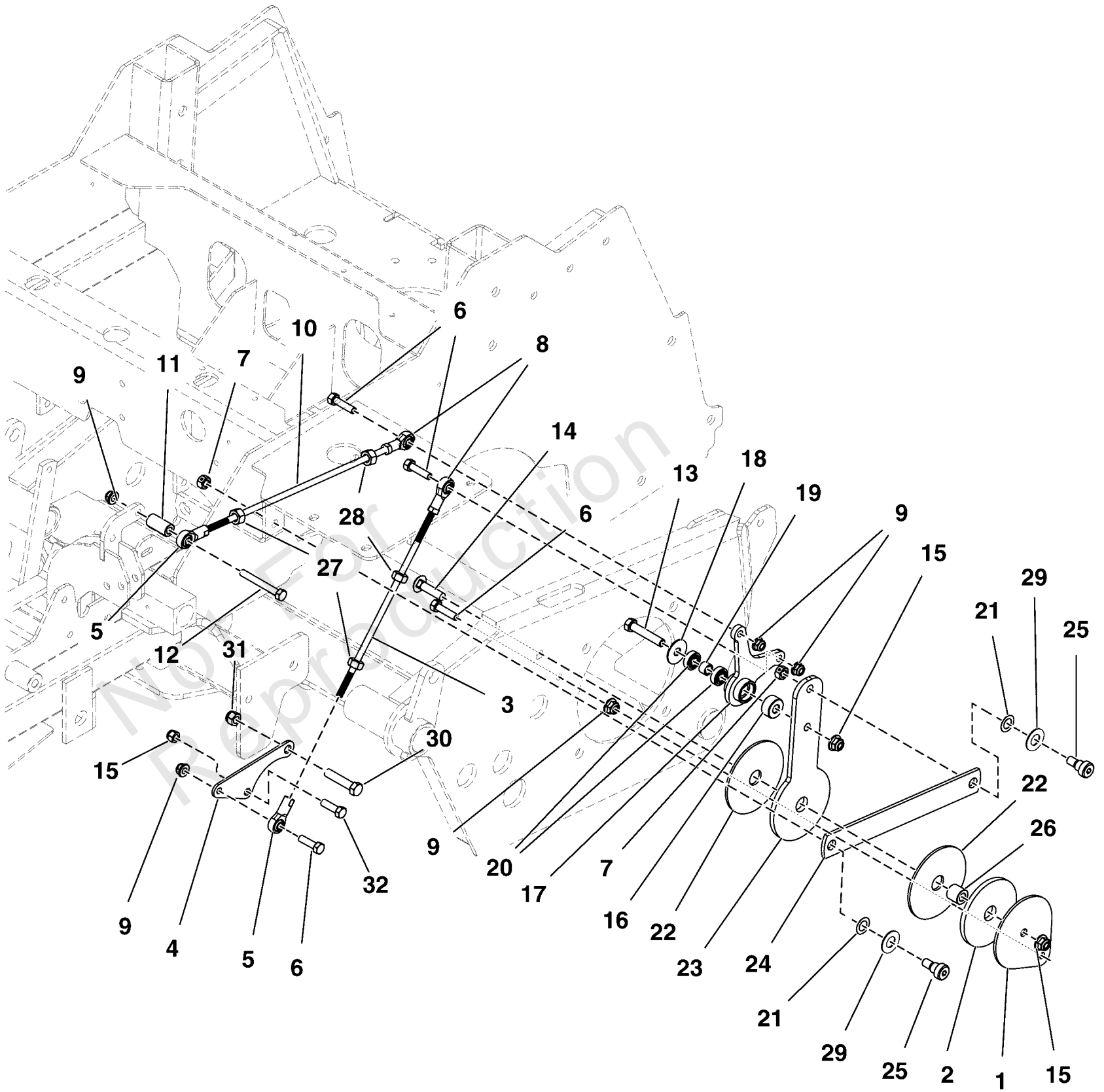
REF NO	PART NO	QTY	DESCRIPTION
1	5025449SM	4	WASHER, BELLEVILLE - 1.500 X .755
2	5025448SM	2	NUT, 3/4-16, HEX JAM NYLON LOCK
3	5102929YP	2	CAP, LOW PROFILE, STEEL
4	5025457SM	2	BOLT, 1/4-28 X 1/2, GD5 YZ
5	703590	4	WASHER, .406
6	5025013X16SM	2	CAPSCREW, Hex Head, 3/8-16 x 2
7	5025013X18SM	2	CAPSCREW, Hex Head, 3/8-16 X 1-3/4
8	5025394SM	4	NUT, Hex Flange, Nylock, 3/8-16
9	5020095SM	4	GREASE FITTING, 1/4-28 STRAIGHT
10	5023356SM	4	BUSHING, 1.00 X 1.13 X .75, PLASTIC
11	5025284SM	4	NUT, Hex, Nylon Lock, 3/4-16
12	5025265X24SM	2	BOLT, 3/4-16 X 3" GD 5
13	5025265X28SM	2	3/4-16 X 3.5" HHCS YZP GR 5
14	5047461SM	4	SPACER, .76 X 1.00 X .25
15	5025093SM	4	NUT, Hex, Jam, 3/4-16
16	5025160SM	2	WASHER, 3/4" SAE
17	5021072SM	2	SEAL, GREASE
18	5020884SM	4	BEARING, TAPPERD ROLLER, 1"
19	5104052YP	2	SHOCK / SPRING ASSEMBLY, OE22375
20	5411934CYP	2	WELD, CASTER YOKE - ORG
21	5022039SM	4	BALL JOINT, 3/4-16, MALE
22	5020883SM	4	CUP, BEARING (SV)
23	5046092SM	2	SPACER, .76 X 1.00 X .50, CZ
24	5046093SM	2	SPACER, .75 X 1.50 X 1.00, CZ
25	-----	1	WELD, MAIN FRAME, COBALT - ORG
26	5411433CYP	1	WELD, FRONT A-ARM, LH - ORG
27	5411432CYP	1	WELD, FRONT A-ARM, RH - ORG

# Motion Control Group - Control System

Note: Unless noted otherwise, use the standard torque specifications

Mfg. No: 5901748

5303398L





## Motion Control Group - Control System

REF NO	PART NO	QTY	DESCRIPTION
1	5410271AYP	2	PLATE, CONTROL SYSTEM LOCK - BLK
2	5103704YP	2	PAD, .77 X 3.50 X .25, POLYURETHANE
3	5104053YP	2	ROD, 5/16-24 RH & LH, 8.75" CZ
4	5411301AYP	2	PLATE, CONTROL MOUNT - BLK
5	5104493YP	4	BALL JOINT, 5/16-24, RH FEMALE BRONZE RACE
6	5025011X10SM	10	CAPSCREW, Hex Head, 5/16-18 X 1-1/4
7	5025100SM	4	NUT, Hex, Side Lock, 3/8-16
8	5104494YP	4	BALL JOINT 5/16-24 LH FEMALE BRONZE RACE
9	703115	6	NUT, Flange Nylock, 5/16-18
10	5102255YP	2	ROD, HYDRO LINKAGE, 14.63
11	5102599YP	2	SPACER, .33 X .63 X 1.25, CZ
12	5025011X20SM	2	CAPSCREW, Hex Head, 5/16-18 x 2-1/2
13	703873	2	CAPSCREW, Hex Head, 3/8-16 X 2 1/2
14	5025146X12YP	2	BOLT, Carriage, 3/8-16 X 1 1/2, GR5
15	5025394SM	6	NUT, Hex Flange, Nylock, 3/8-16
16	5046860SM	2	SPACER, .39 X 1.00 X .50, PM, CZ
17	5103718YP	2	PIVOT, CONTROL SYSTEM
18	5025165SM	2	WASHER, Fender, 3/8
19	5103676YP	2	SPACER, .39 X .55 X .38, CZ
20	5102003YP	4	BEARING, .375" ID X .875" OD X .341" THK
21	5103784YP	4	WAVE WASHER, 1/2"ID X .087"OD X .01 THK.
22	5103672YP	4	PAD, CONTROL SYSTEM
23	5410268YP	2	PLATE, CONTROL SYSTEM ARM - HT
24	5411375AYP	2	LINK, CONTROL SYSTEM ARM, IS2100 - BLK
25	5025356SM	4	BOLT, 3/8-16 X 3/8", 1/2" SHOULDER
26	5103705YP	2	SPACER, .39 X .75 X .69, CZ
27	703331	4	NUT, 5/16-24, Hex, GR5, Zinc/Clear
28	5023212SM	4	NUT, Hex, 5/16-24, LH
29	5025440SM	4	WASHER, 1/2" GR. 9 FLAT
30	5025015X6SM	2	BOLT, 7/16-14 X 3/4, GD 5 YZ
31	5025044SM	2	NUT, 7/16-14 HEX TOP LOCK
32	5025013X8SM	2	CAPSCREW, Hex Head, 3/8-16 x 1

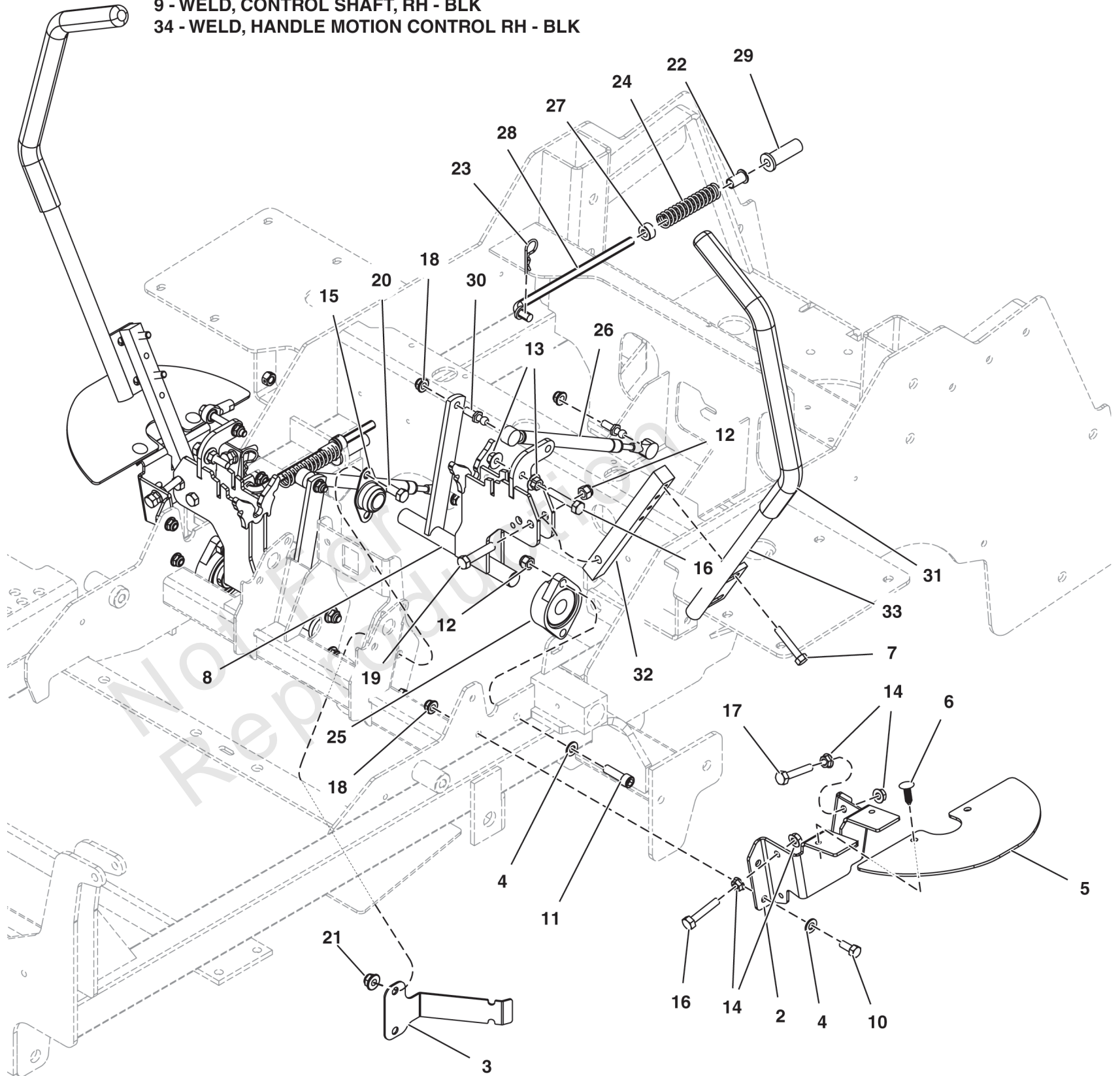
# Motion Control Group - Handles & Dampeners

Note: Unless noted otherwise, use the standard torque specifications

Mfg. No: 5901748

5303398UB

- 1 - PLATE, NEUTRAL LOCK, RH - BLK
- 9 - WELD, CONTROL SHAFT, RH - BLK
- 34 - WELD, HANDLE MOTION CONTROL RH - BLK



## Motion Control Group - Handles & Dampeners

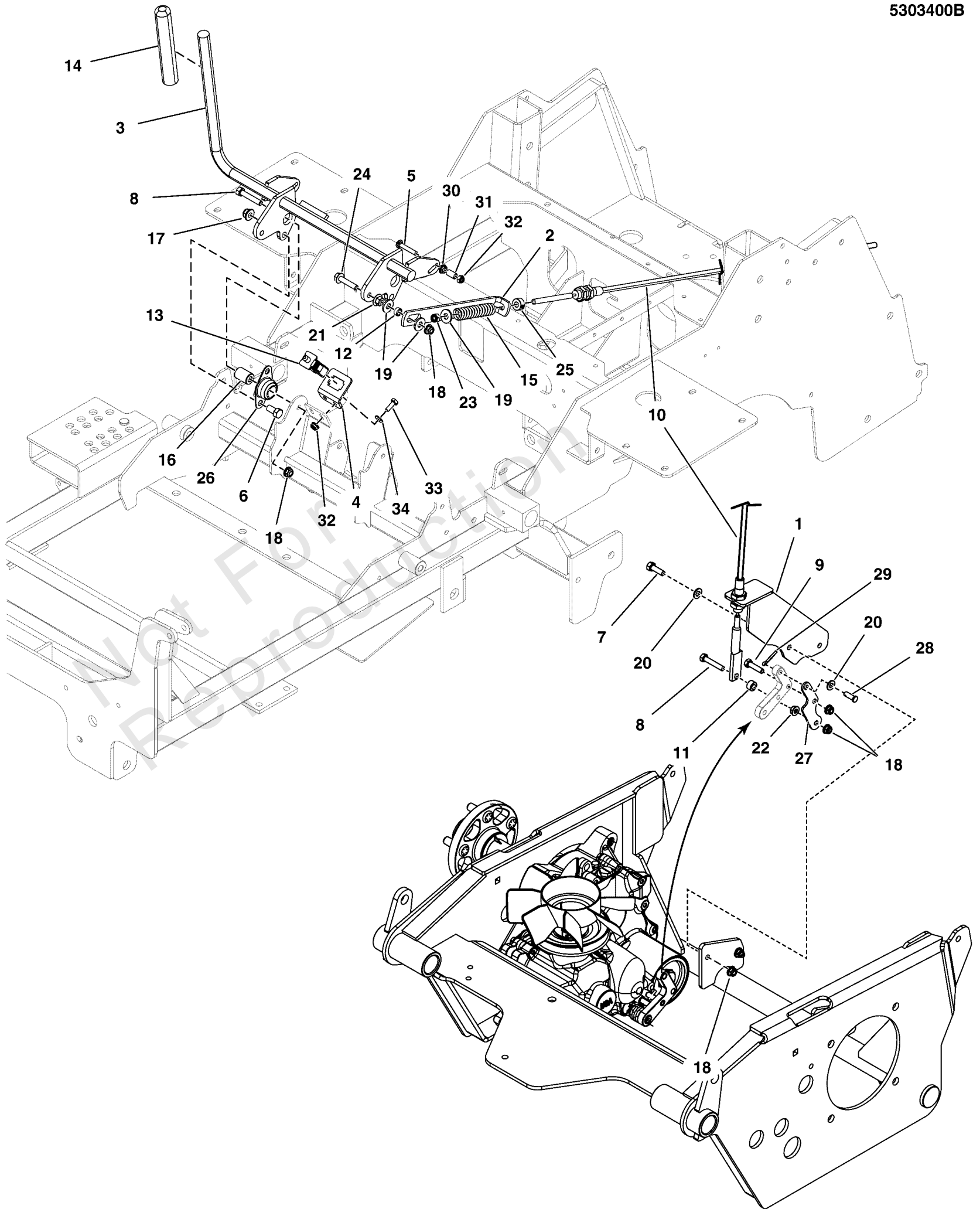
REF NO	PART NO	QTY	DESCRIPTION
1	5416170AYP	1	PLATE, Neutral Lock, RH - BLK
2	5416171AYP	1	PLATE, Neutral Lock, LH - BLK
3	5413137AYP	1	BRACKET, HARNESS MOUNT, 2100 - BLK
4	703302	12	WASHER, Flat, 5/16
5	5401248SM	2	GUARD, RUBBER MOTION CONTROLS
6	5025431SM	4	PUSH RIVET (TREE TYPE), BLACK
7	703354	4	SCREW, Flange, Whiz-Lock, 5/16-18 X 3/4
8	5416663AYP	1	WELD, CONTROL SHAFT, LOCKOUT, LH - BLK
9	5416664AYP	1	WELD, CONTROL SHAFT, LOCKOUT, RH - BLK
10	5025011X6SM	6	CAPSCREW, Hex Head, 5/16-18 x 3/4
11	5025327SM	4	BOLT, 3/8-16 X 1-1/4 SHCS (SOCKET HEAD)
12	5025096SM	8	NUT, Hex, Nylon Lock, 3/8-16
13	5025139SM	4	NUT, 5/16-18 HEX SERRATED FLANGE (LARGE)
14	5025127SM	8	NUT, Hex Serrated Flange, 5/16-18,
15	5021098SM	2	BEARING, Flange, Bronze, 3/4"
16	5025055X10YP	4	BOLT, 5/16-18 x 1-1/4" TFL GD 5
17	5025055X14SM	2	CAPSCREW, Hex Head, Flange Lock Taptite, 5/16-18 X 1-3/4
18	703115	12	NUT, Flange Nylock, 5/16-18
19	5025013X14SM	4	CAPSCREW, Hex Head, 3/8-16 X 1-3/4
20	5025013X6SM	6	CAPSCREW, Hex Head, 3/8-16 x 3/4
21	5025394SM	4	NUT, Hex Flange, Nylock, 3/8-16
22	5023260SM	2	BUSHING, FLANGE 3/8ID X 7/8 LONG
23	5025210YP	2	PIN, HAIR, .0915 X 1-7/8
24	5022645SM	2	SPRING, REVERSE RETURN
25	5021499SM	2	BEARING, FLANGE
26	5100940SM	2	DAMPENER, CONTROL, #(P6709/P3610)
27	5010546SM	2	COLLAR, 3/8" SET
28	5100947SM	2	ROD, NEUTRAL RETURN, CZ
29	5104375YP	2	FLANGED BUSHING, 3/8IDX.63ODX.8125FL
30	5101307SM	4	10MM BALL STUD, 5/16-18 X 3/4 THDS
31	5104722YP	2	GRIP, FOAM, 1" ID, 16" LONG
32	5103106AYP	2	MOUNT, CONTROL ARM -(10.5" Total Length, 3 Adjustment Holes)
33	5414431AYP	1	WELD,HANDLE MOTION CNTRL,19.0,1.0,LH,BLK
34	5414432AYP	1	WELD,HANDLE MOTION CNTRL,19.0,1.0,RH,BLK

# Parking Brake Group

Note: Unless noted otherwise, use the standard torque specifications

Mfg. No: 5901748

5303400B



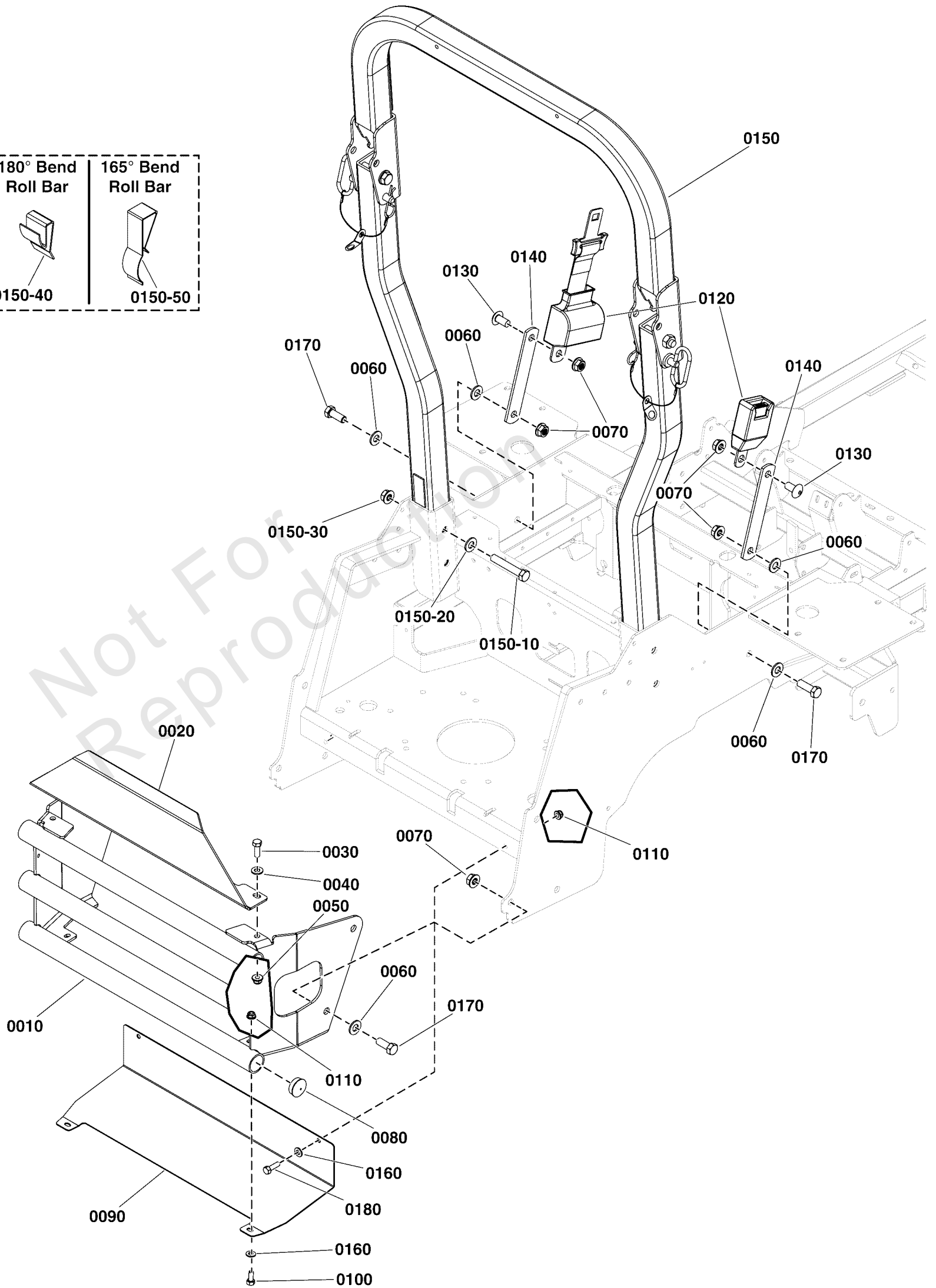
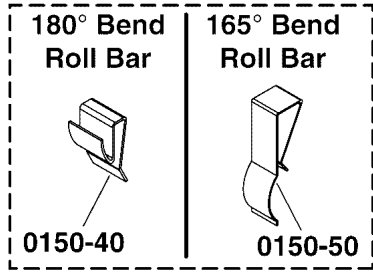
## Parking Brake Group

REF NO	PART NO	QTY	DESCRIPTION
1	5413066AYP	2	WELD, BRAKING MOUNT, 2100 - BLK
2	5413063AYP	2	LINK, BRAKE, IS2100 - BLK
3	5415422AYP	1	WELD, BRAKE SHAFT, LOCTOUT, 17" - BLK
4	5415932AYP	1	TAB, SWITCH PLATE, BOLT-ON - BLK
5	704214	2	BOLT, Carriage, Short Neck, 1/4-20 x 1 1/2, GR5 -(80003564)
6	5025013X6SM	4	CAPSCREW, Hex Head, 3/8-16 x 3/4
7	703585	4	CAPSCREW, Hex Head, 5/16-18 x 1
8	5025011X14SM	4	CAPSCREW, Hex Head, 5/16-18 X 1-3/4
9	5025011X10SM	2	CAPSCREW, Hex Head, 5/16-18 X 1-1/4
10	5104235YP	2	CABLE, PARKING BRAKE, 32"
11	5103767YP	2	SPACER, .33 X .63 X .36, PM, CZ
12	5102463YP	2	SPACER, .33 X .50 X .25, PM, CZ
13	7022886YP	1	SWITCH, DP, NO/NC, Snap-In
14	5101038SM	1	GRIP, FOAM, 3/4 ID X 6 X .187
15	5100385YP	2	SPRING, COMP. 1/2 ID X .140 WIRE X 3.25
16	5042134SM	2	SPACER, .32 X .75 X 1.06, PM
17	5025394SM	4	NUT, Hex Flange, Nylock, 3/8-16
18	703115	12	NUT, Flange Nylock, 5/16-18 -(5025392)
19	5025337YP	6	WASHER, 5/16 USS
20	703302	10	WASHER, Flat, 5/16 -(5025155)
21	5025139SM	2	NUT, 5/16-18 HEX SERRATED FLANGE (LARGE)
22	5025127SM	2	NUT, Hex Serrated Flange, 5/16-18,
23	5025045SM	2	NUT, Hex Lock, Nylon, 5/16-24
24	5023157SM	2	BOLT, 5/16-18 X 1 1/2" FLANGE
25	5020047SM	2	COLLAR, 5/16" SET
26	5021098SM	2	BEARING, Flange, Bronze, 3/4"
27	5413575AYP	2	PLATE, BRAKE ARM, IS2100 - BLK
28	84003641	2	PIN, Clevis (5/16 X 1)
29	5025203X6SM	2	PIN, COTTER, 1/8" X 3/4
30	703233	1	NUT, Serrated, Flange, 1/4-20, GR5 -(5025126)
31	5041483YP	2	SPACER, .52 X .38 X .63, CZ
32	5025095SM	4	NUT, Hex, Nylon Lock, 1/4-20
33	5025010X6SM	2	CAPSCREW, Hex Head, 1/4-20 x 3/4 (stiffener to top of cover)
34	703332	2	WASHER, Flat, 1/4 -(5025154)

# Rear Bumper & ROPS Group S/N: 2018007563 & Below

Note: Unless noted otherwise, use the standard torque specifications

Mfg. No: 5901748



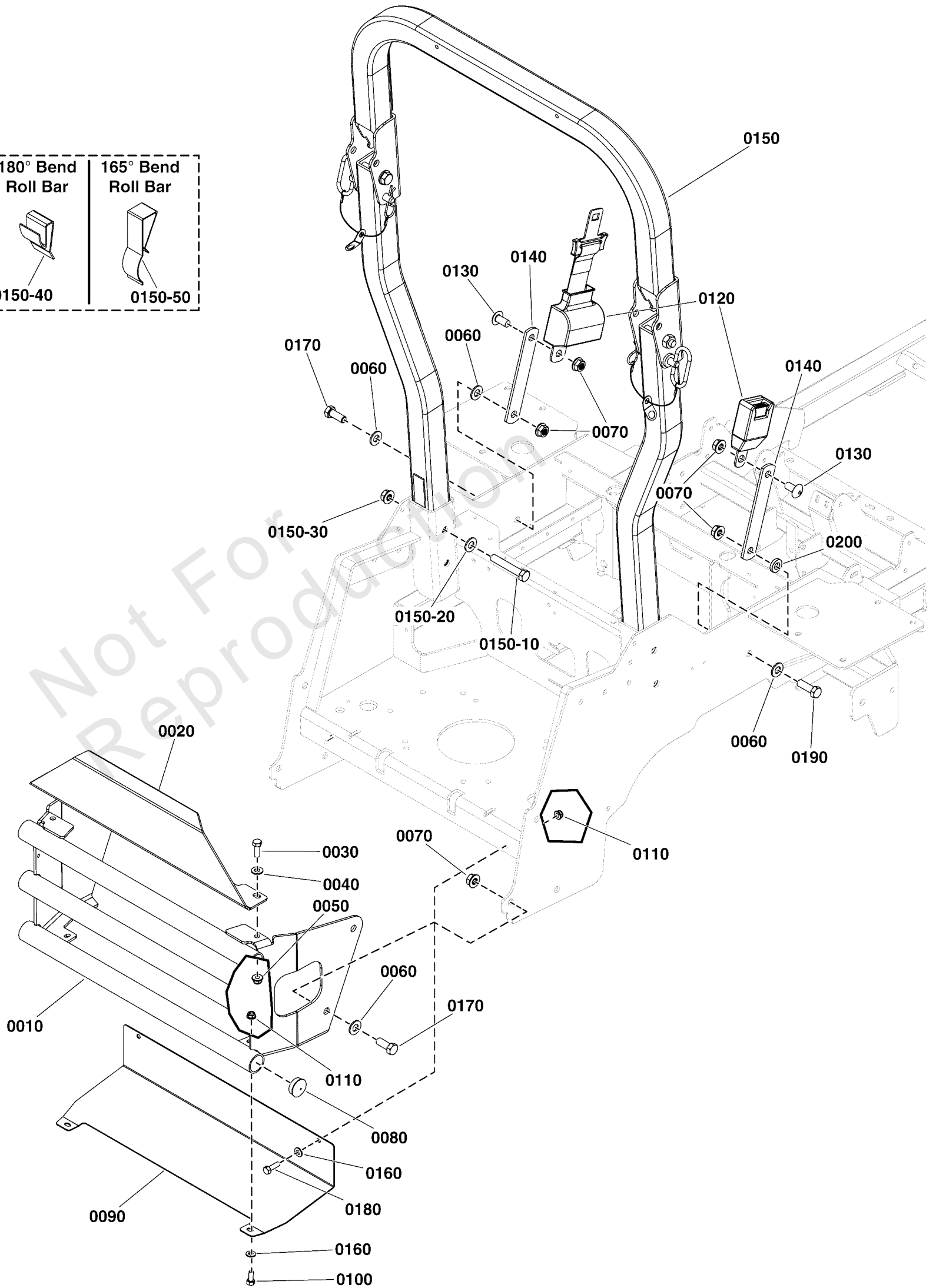
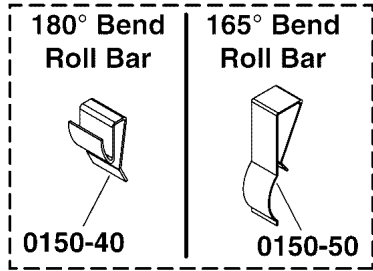
## Rear Bumper & ROPS Group S/N: 2018007563 & Below

REF NO	PART NO	QTY	DESCRIPTION
0010	5410483CYP	1	WELD, BUMPER - IS700 - ORG
0020	5410486CYP	1	PLATE, CARB PROTECTOR - ORG
0030	5025013X8SM	2	CAPSCREW, Hex Head, 3/8-16 x 1
0040	5025293SM	2	WASHER, 3/8" GR. 9 FLAT
0050	5025394SM	2	NUT, Hex Flange, Nylock, 3/8-16
0060	5025158SM	8	WASHER, 1/2
0070	5025396SM	8	NUT, Hex Flange, 1/2-13
0080	5023484SM	6	PLUG, PANEL, 1.25 - BLACK
0090	5410485AYP	1	PLATE, HEAT SHIELD, IS700 - BLK
0100	5025011X6SM	2	CAPSCREW, Hex Head, 5/16-18 x 3/4
0110	703115	4	NUT, Flange Nylock, 5/16-18
0120	5100139SM	1	SEAT BELT ASSEMBLY, Standard
0130	5100267SM	2	SCREW, 1/2 - 13 X 1.00 SCHS
0140	5410295AYP	2	BAR, MOUNT, SEAT BELT, IS700Z - BLK
0150	-----	1	ROPS, IS700/IS2100/S125XT
0150-10	5025017X24SM	4	BOLT, 1/2-13 X 3 GD5 YZ
0150-20	5025158SM	4	WASHER, 1/2
0150-30	5025396SM	4	NUT, Hex Flange, 1/2-13
0150-40	5103403X1YP	2	ANTI-RATTLE SPRING, FEMCO #230328972 (SV) -(180 Degree Bend Roll Bar)
0150-50	5105140X1YP	2	ANTI-RATTLE SPRING, ROPS, 165 DEGREE (SV) -(165 Degree Bend Roll Bar)
0160	703302	4	WASHER, Flat, 5/16
0170	5025017X10YP	6	BOLT, 1/2-13 X 1-1/4 GD5 YZ
0180	703585	2	CAPSCREW, Hex Head, 5/16-18 x 1

# Rear Bumper & ROPS Group S/N: 2018007564 to 4000015530

Note: Unless noted otherwise, use the standard torque specifications

Mfg. No: 5901748





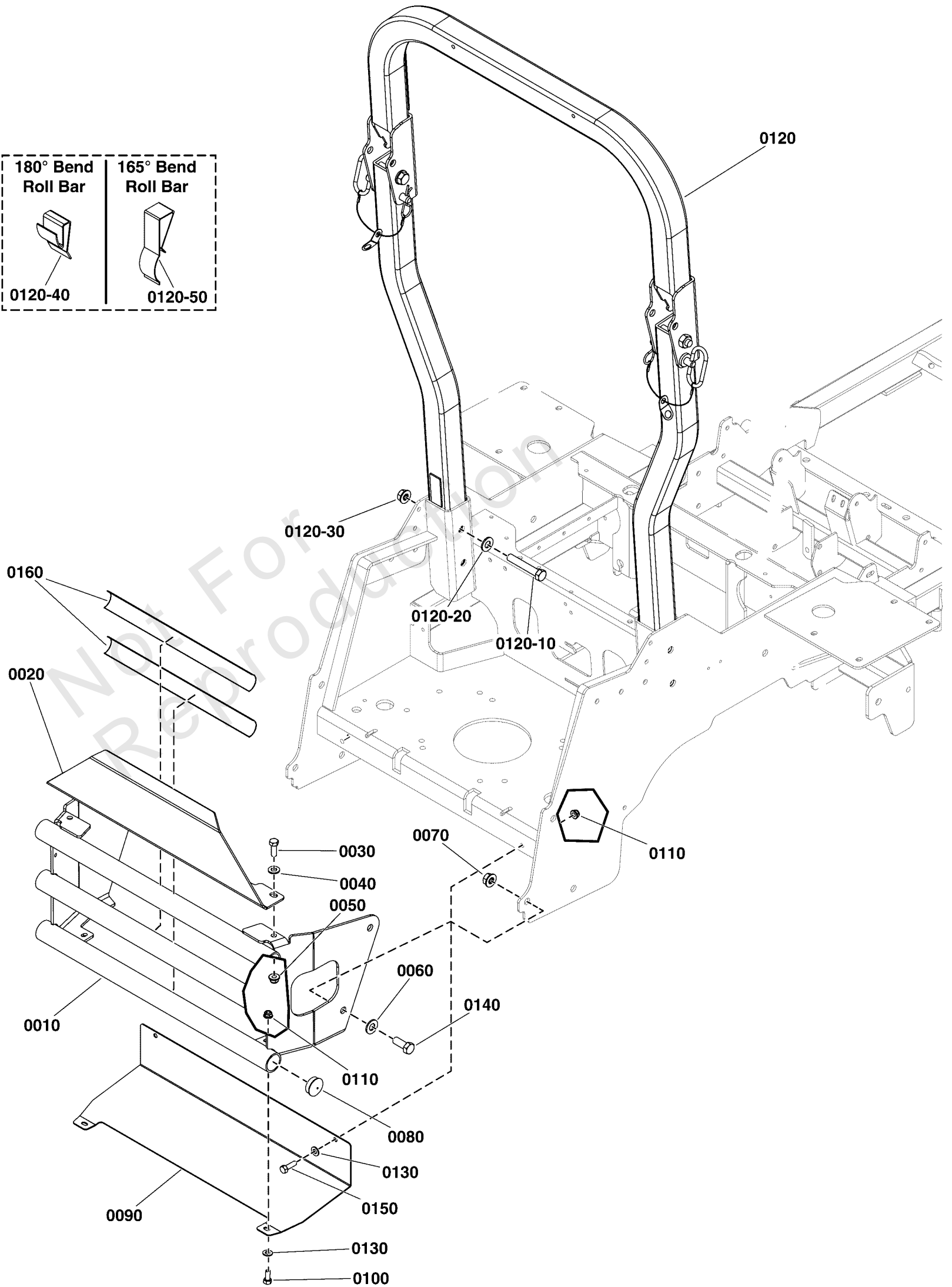
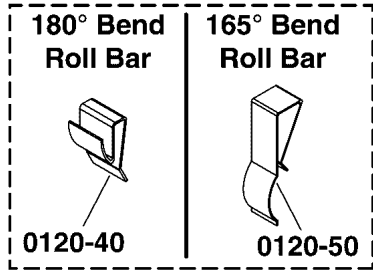
## Rear Bumper & ROPS Group S/N: 2018007564 to 4000015530

REF NO	PART NO	QTY	DESCRIPTION
0010	5410483CYP	1	WELD, BUMPER - IS700 - ORG
0020	5410486CYP	1	PLATE, CARB PROTECTOR - ORG
0030	5025013X8SM	2	CAPSCREW, Hex Head, 3/8-16 x 1
0040	5025293SM	2	WASHER, 3/8" GR. 9 FLAT
0050	5025394SM	2	NUT, Hex Flange, Nylock, 3/8-16
0060	5025158SM	7	WASHER, 1/2
0070	5025396SM	8	NUT, Hex Flange, 1/2-13
0080	5023484SM	6	PLUG, PANEL, 1.25 - BLACK
0090	5410485AYP	1	PLATE, HEAT SHIELD, IS700 - BLK
0100	5025011X6SM	2	CAPSCREW, Hex Head, 5/16-18 x 3/4
0110	703115	4	NUT, Flange Nylock, 5/16-18
0120	5100139SM	1	SEAT BELT ASSEMBLY, Standard
0130	5100267SM	2	SCREW, 1/2 - 13 X 1.00 SCHS
0140	5410295AYP	2	BAR, MOUNT, SEAT BELT, IS700Z - BLK
0150	-----	1	ROPS, IS700/IS2100/S125XT
0150-10	5025017X24SM	4	BOLT, 1/2-13 X 3 GD5 YZ
0150-20	5025158SM	4	WASHER, 1/2
0150-30	5025396SM	4	NUT, Hex Flange, 1/2-13
0150-40	5103403X1YP	1	ANTI-RATTLE SPRING, FEMCO #230328972 (SV) -(180 Degree Bend Roll Bar)
0150-50	5105140X1YP	1	ANTI-RATTLE SPRING, ROPS, 165 DEGREE (SV) -(165 Degree Bend Roll Bar)
0160	703302	4	WASHER, Flat, 5/16
0170	5025017X10YP	5	BOLT, 1/2-13 X 1-1/4 GD5 YZ
0180	703585	2	CAPSCREW, Hex Head, 5/16-18 x 1
0190	5025017X12YP	1	BOLT, 1/2-13 X 1-1/2 GD5 YZ
0200	5100520SM	1	SPACER, .52 X 1.00 X .22, PM, CZ

# Rear Bumper and ROPS Group S/N: 4000015531 & Above

Note: Unless noted otherwise, use the standard torque specifications

Mfg. No: 5901748



## Rear Bumper and ROPS Group S/N: 4000015531 & Above

REF NO	PART NO	QTY	DESCRIPTION
0010	5410483CYP	1	WELD, BUMPER - IS700 - ORG
0020	5410486CYP	1	PLATE, CARB PROTECTOR - ORG
0030	5025013X8SM	2	CAPSCREW, Hex Head, 3/8-16 x 1
0040	5025293SM	2	WASHER, 3/8" GR. 9 FLAT
0050	5025394SM	2	NUT, Hex Flange, Nylock, 3/8-16
0060	5025158SM	7	WASHER, 1/2
0070	5025396SM	8	NUT, Hex Flange, 1/2-13
0080	5023484SM	6	PLUG, PANEL, 1.25 - BLACK
0090	5410485AYP	1	PLATE, HEAT SHIELD, IS700 - BLK
0100	5025011X6SM	2	CAPSCREW, Hex Head, 5/16-18 x 3/4
0110	703115	4	NUT, Flange Nylock, 5/16-18
0120	-----		ROPS, IS700/IS2100/S125XT -(Refer to Note: *)
0120-10	5025017X24SM	4	BOLT, 1/2-13 X 3 GD5 YZ
0120-20	5025158SM	4	WASHER, 1/2
0120-30	5025396SM	4	NUT, Hex Flange, 1/2-13
0120-40	5103403X1YP	1	ANTI-RATTLE SPRING, FEMCO #230328972 (SV) -(180 Degree Bend Roll Bar)
0120-50	5105140X1YP	1	ANTI-RATTLE SPRING, ROPS, 165 DEGREE (SV) -(165 Degree Bend Roll Bar)
0130	703302	4	WASHER, Flat, 5/16
0140	5025017X10YP	4	BOLT, 1/2-13 X 1-1/4 GD5 YZ
0150	703585	2	CAPSCREW, Hex Head, 5/16-18 x 1
0160	84002227	2	TAPE

### Footnotes:

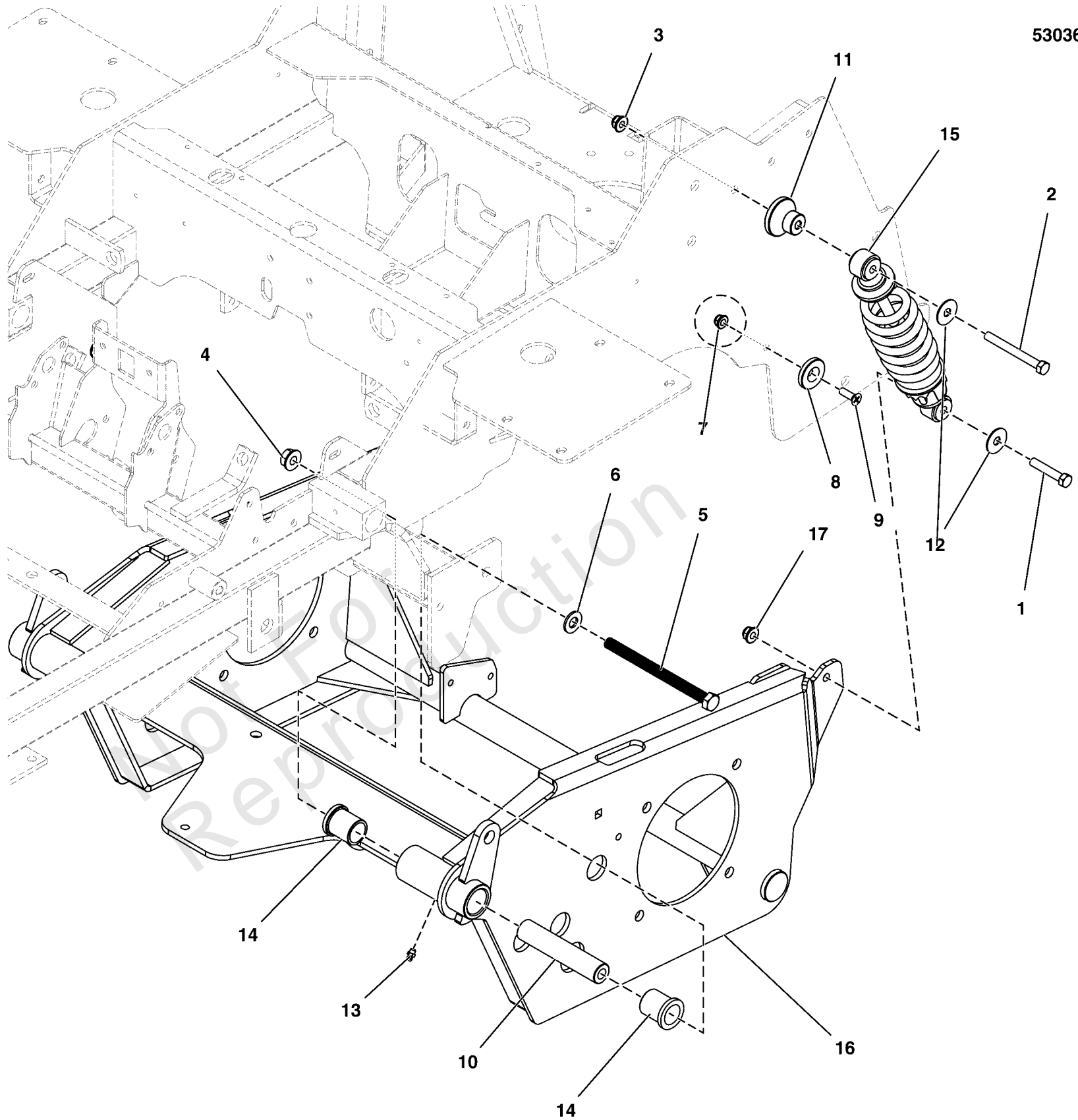
Note: \*Contact the Service Department at 1-800-933-6175 for roll bar replacement parts. You must provide the serial number of the roll bar system.

# Rear Suspension Group

Note: Unless noted otherwise, use the standard torque specifications

Mfg. No: 5901748

5303664A



## Rear Suspension Group

REF NO	PART NO	QTY	DESCRIPTION
1	703589	2	CAPSCREW, Hex Head, 3/8-16 X 2, GR5
2	5025013X28SM	2	BOLT, 3/8-16 X 3-1/2 GD5 CZ
3	5025394SM	2	NUT, Hex Flange, Nylock, 3/8-16
4	5025396SM	2	NUT, 1/2-13 HEX NYLOCK FLANGE
5	5025488X52YP	2	BOLT, 1/2-13 X 6-1/2 GD8, YZ
6	5025158SM	2	WASHER, 1/2 SAE
7	703115	2	NUT, 5/16-18 HEX NYLOCK FLANGE
8	5102701YP	2	SPACER, .34 X 1.54 X .25, PL
9	5025594YP	2	SCREW, 5/16-18X1, PHILLIPS HD. BZ
10	5100194SM	2	SPACER, .52 X 1.00 X 5.00
11	5104704YP	2	SPACER, .39 X 2.00 X 1.35, PM
12	5025165SM	4	WASHER-3/8 FENDER
13	5020095SM	2	GREASE FITTING, 1/4-28 STRAIGHT
14	5021541SM	4	BUSHING, FLANGE
15	5104060YP	2	SHOCK / SPRING ASSEMBLY, OE22376
16	5413059CYP	1	WELD, TRANS CARRIAGE, IS2100 - ORG
17	5025394SM	2	NUT, Hex Flange, Nylock, 3/8-16

# Seat Mount and Floor Group S/N: 4000875836 and Below

Note: Unless noted otherwise, use the standard torque specifications

Mfg. No: 5901748

## Seat Service Parts:

0070-10 - Lumbar/Recline Lever

0070-15 - Track Kit, Seat

0070-20 - Set of Arm Kits

0070-25 - Set of Arm Pads

0070-30 - Weight Adjust/Indicator Knob

0070-35 - Bellows w/ Hardware Base

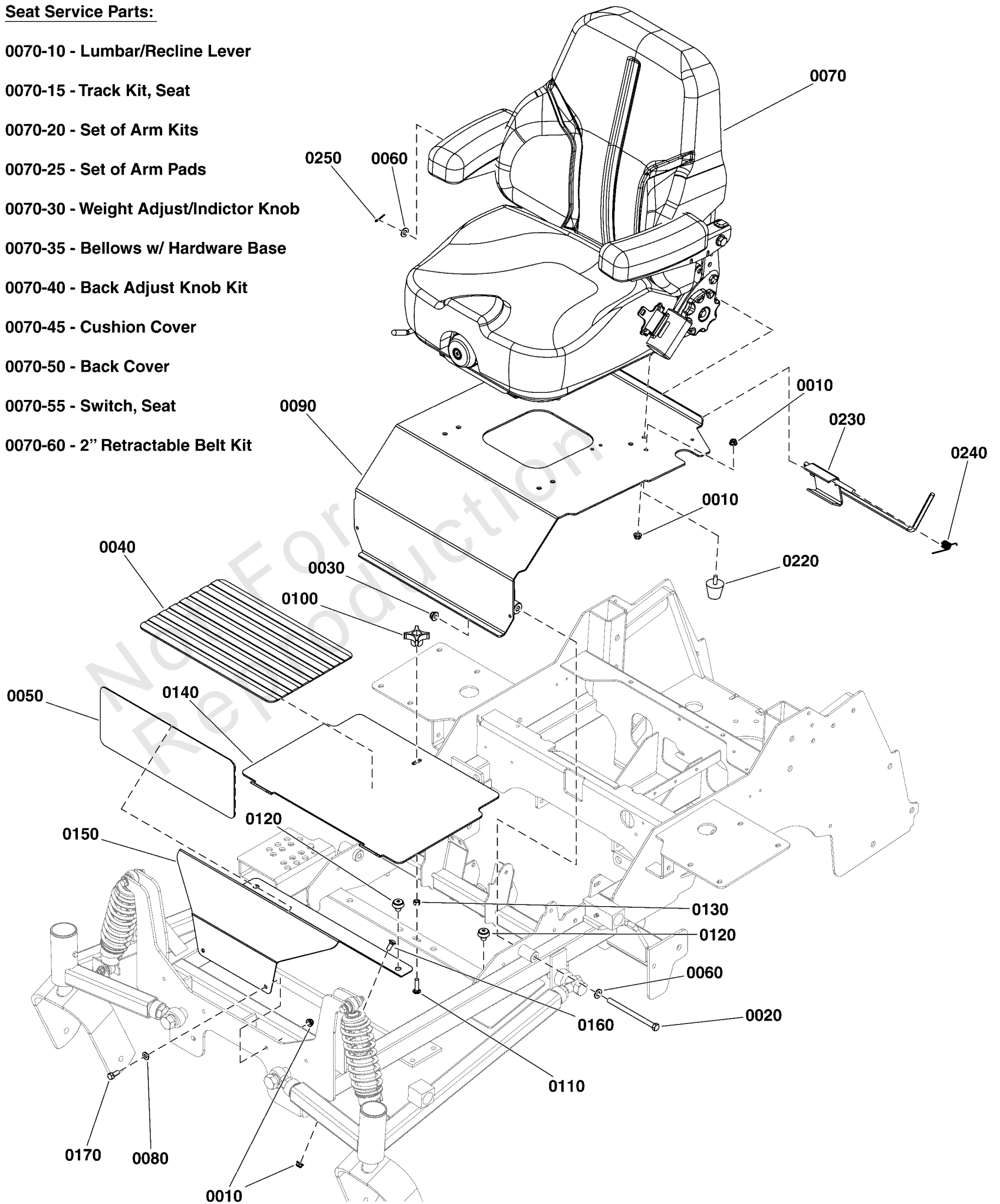
0070-40 - Back Adjust Knob Kit

0070-45 - Cushion Cover

0070-50 - Back Cover

0070-55 - Switch, Seat

0070-60 - 2" Retractable Belt Kit



## Seat Mount and Floor Group S/N: 4000875836 and Below

REF NO	PART NO	QTY	DESCRIPTION
0010	703115	10	NUT, Flange Nylock, 5/16-18
0020	5025013X44SM	2	BOLT, 3/8-16 X 5-1/2 GD5 CZ
0030	5025394SM	2	NUT, Hex Flange, Nylock, 3/8-16
0040	5101333YP	1	SAFETY WALK, FLOOR PLATE, S50X, 10X17.13
0050	5101374YP	1	SAFETY WALK
0060	703590	3	WASHER, .406
0070	84001869	1	SEAT, HIGH BACK, SUSP, SWITCH&SEAT BELTS
0070-10	84003205	1	LUMBAR/RECLINE/ISO LVR W/ RLL PIN BS -(SV)
0070-15	84003206	1	4" SINGLE LOCKING TRACKS BASE -(SV)
0070-20	84003207	1	SET OF ARM KITS -(SV)
0070-25	84003208	1	SET OF ARM PADS -(SV)
0070-30	84003209	1	KNOB, Adjuster -(SV)
0070-35	84003210	1	BELLOWS W/ HARDWARE BASE -(SV)
0070-40	84003211	1	KNOB, Adjuster -(SV)
0070-45	84003212	1	CUSHION, Seat -(SV)
0070-50	84003213	1	Cushion, Back -(SV)
0070-55	7023354YP	1	SWITCH, Seat, Push Button (NC) -(SV)
0070-60	84003214	1	BELT, Seat -(SV)
0080	703302	2	WASHER, Flat, 5/16
0090	84006679	1	SEAT PLATE ASSEMBLY
0100	1670578SM	1	KNOB, Internal Thread, 5/16 (Used Only on 24 in. Models)
0110	5025145X10YP	1	BOLT, 5/16-18 X 1-1/4, CARRIAGE, GD5, CZ
0120	197546GS	6	MOUNT, Vibration
0130	703164	1	NUT, Hex Center Lock, 5/16-18, GRB
0140	5410296CYP	1	PLATE, FLOOR, REMOVABLE, IS700 - ORG
0150	5410763CYP	1	PLATE, FRONT FLOOR, COBALT - ORG
0160	5025145X6SM	2	BOLT, 5/16-18 X 3/4, CARRIAGE, GD5, CZ
0170	5025011X6SM	2	CAPSCREW, Hex Head, 5/16-18 x 3/4
0220	84003201	2	SUPPORT, Rubber
0230	84002142	1	WELD, SEAT LATCH HOOK - BLACK
0240	84003202	1	SPRING, Torsion
0250	703312	1	PIN, Cotter, 3/32 X 3/4

# Seat Mount and Floor Group S/N: 4000875837 and Above

Note: Unless noted otherwise, use the standard torque specifications

Mfg. No: 5901748

## Seat Service Parts:

0070-10 - Lumbar/Recline Lever

0070-15 - Track Kit, Seat

0070-20 - Set of Arm Kits

0070-25 - Set of Arm Pads

0070-30 - Weight Adjust/Indicator Knob

0070-35 - Bellows w/ Hardware Base

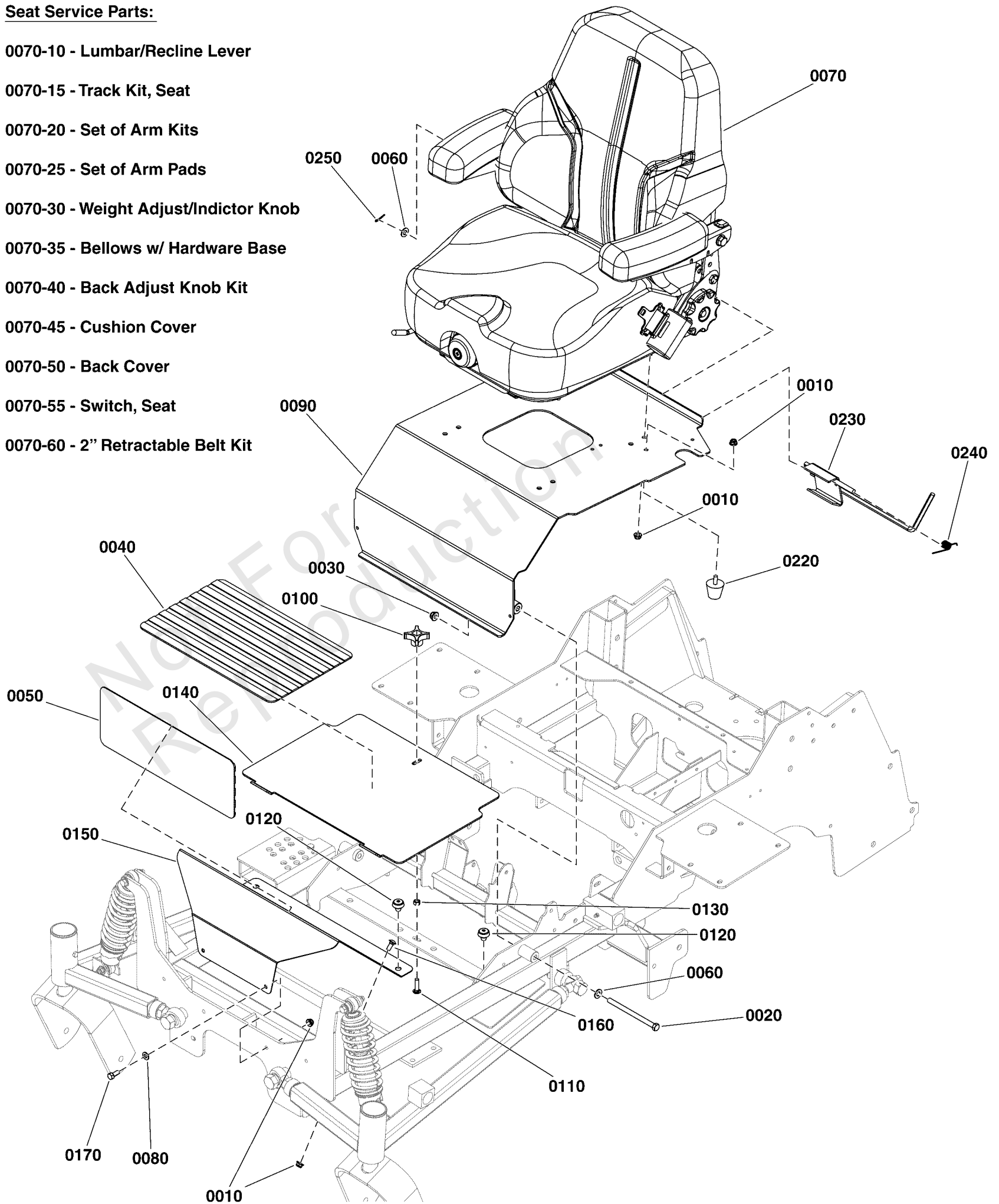
0070-40 - Back Adjust Knob Kit

0070-45 - Cushion Cover

0070-50 - Back Cover

0070-55 - Switch, Seat

0070-60 - 2" Retractable Belt Kit





## Seat Mount and Floor Group S/N: 4000875837 and Above

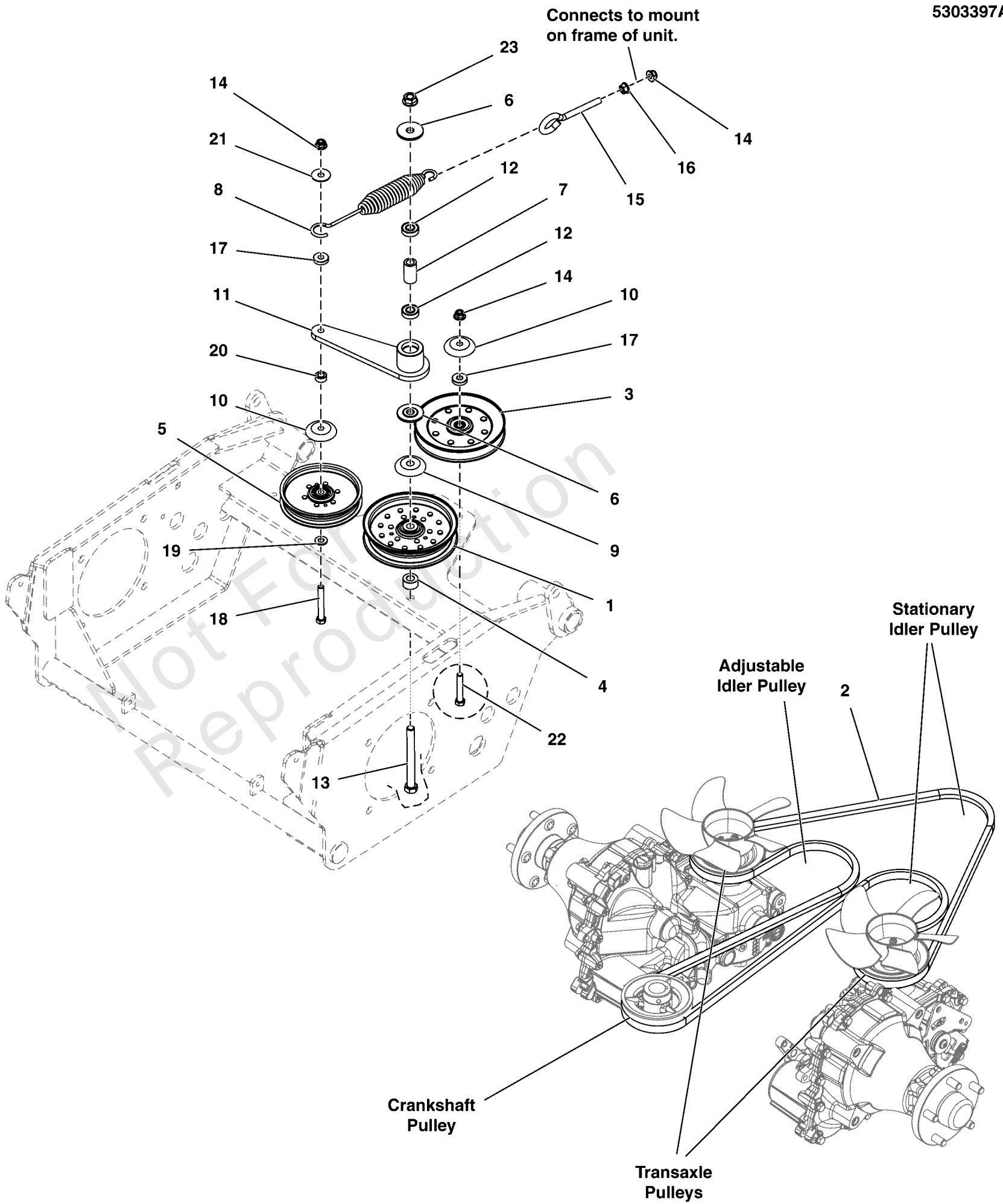
REF NO	PART NO	QTY	DESCRIPTION
0010	703115	10	NUT, Flange Nylock, 5/16-18
0020	5025013X44SM	2	BOLT, 3/8-16 X 5-1/2 GD5 CZ
0030	5025394SM	2	NUT, Hex Flange, Nylock, 3/8-16
0040	5101333YP	1	SAFETY WALK, FLOOR PLATE, S50X, 10X17.13
0050	5101374YP	1	SAFETY WALK
0060	703590	3	WASHER, .406
0070	84006088	1	SEAT
0070-10	84003205	1	LUMBAR/RECLINE/ISO LVR W/ RLL PIN BS -(SV)
0070-15	84003206	1	4" SINGLE LOCKING TRACKS BASE -(SV)
0070-20	84003207	1	SET OF ARM KITS -(SV)
0070-25	84003208	1	SET OF ARM PADS -(SV)
0070-30	84003209	1	KNOB, Adjuster -(SV)
0070-35	84003210	1	BELLOWS W/ HARDWARE BASE -(SV)
0070-40	84003211	1	KNOB, Adjuster -(SV)
0070-45	84003212	1	CUSHION, Seat -(SV)
0070-50	84006091	1	CUSHION, Back -(SV)
0070-55	7023354YP	1	SWITCH, Seat, Push Button (NC) -(SV)
0070-60	84003214	1	BELT, Seat -(SV)
0080	703302	2	WASHER, Flat, 5/16
0090	84006679	1	SEAT PLATE ASSEMBLY
0100	1670578SM	1	KNOB, Internal Thread, 5/16 (Used Only on 24 in. Models)
0110	5025145X10YP	1	BOLT, 5/16-18 X 1-1/4, CARRIAGE, GD5, CZ
0120	197546GS	6	MOUNT, Vibration
0130	703164	1	NUT, Hex Center Lock, 5/16-18, GRB
0140	5410296CYP	1	PLATE, FLOOR, REMOVABLE, IS700 - ORG
0150	5410763CYP	1	PLATE, FRONT FLOOR, COBALT - ORG
0160	5025145X6SM	2	BOLT, 5/16-18 X 3/4, CARRIAGE, GD5, CZ
0170	5025011X6SM	2	CAPSCREW, Hex Head, 5/16-18 x 3/4
0220	84003201	2	SUPPORT, Rubber
0230	84002142	1	WELD, SEAT LATCH HOOK - BLACK
0240	84003202	1	SPRING, Torsion
0250	703312	1	PIN, Cotter, 3/32 X 3/4

# Transaxle Drive Group

Note: Unless noted otherwise, use the standard torque specifications

Mfg. No: 5901748

5303397A



## Transaxle Drive Group

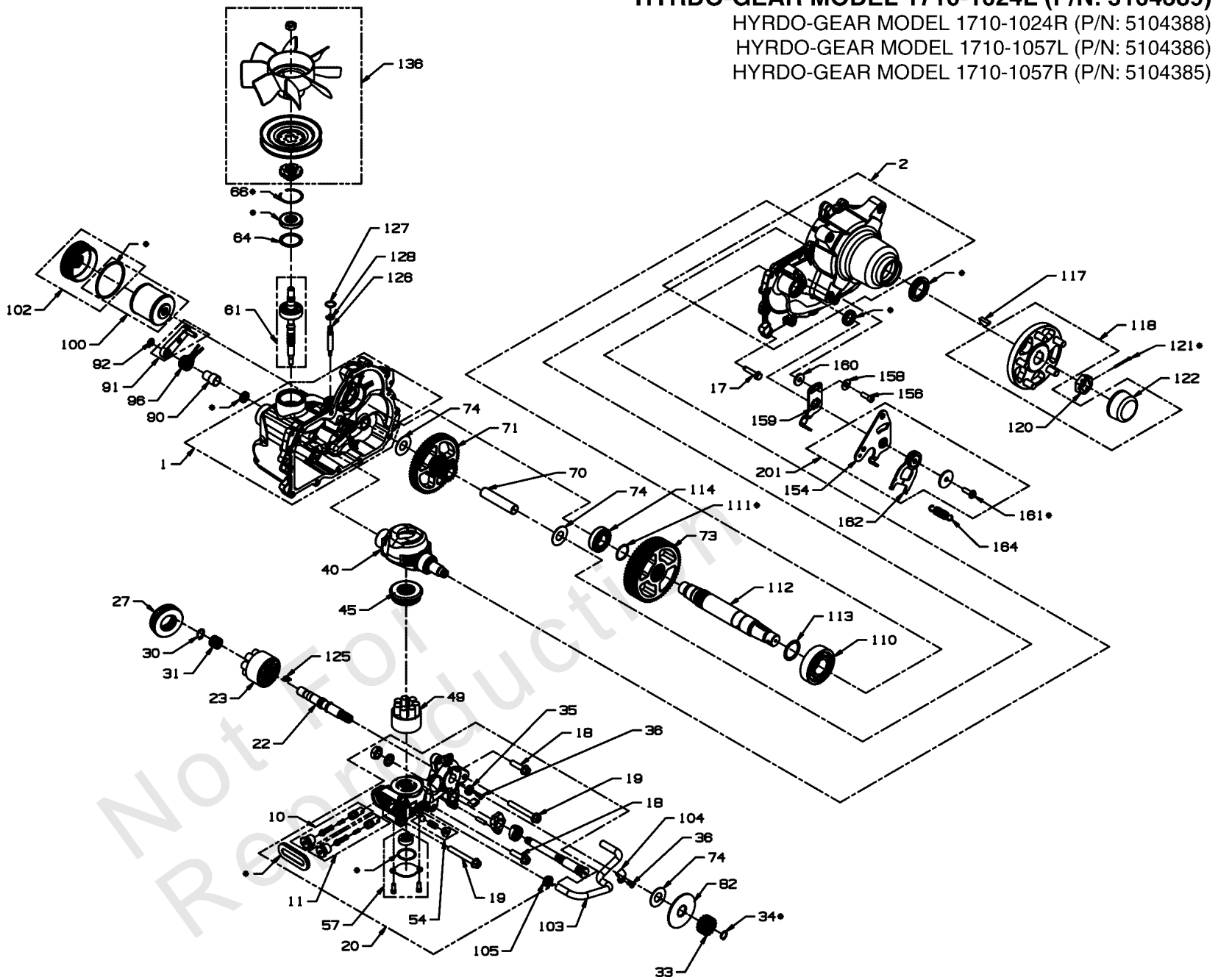
REF NO	PART NO	QTY	DESCRIPTION
1	5101794YP	1	PULLEY, IDLER, 5" OD, 1"FACE, 5.75 FL
2	5103907YP	1	BELT, B-SEC, 123"EL, TRANSAXLE DRIVE, ARAMID, WRPD
3	5102093YP	1	PULLEY-IDLER-V, 5.83OB, .38ID, .94W, STL
4	5101162YP	1	SPACER, .52 X 1.00 X .56
5	5103789YP	1	PULLEY, C-SEC, V-IDLER, 6.25"ODX3/8ID
6	5103262YP	2	SPACER, Idler Arm
7	5103812YP	1	SPACER
8	5100632YP	1	SPRING-EXT, 1.25OD X 9.3LG X .142WR, BLK -(Coil-to-coil measurement: 6-3/4")
9	5101103SM	1	SHIELD, PULLEY BEARING, CZ
10	5103787YP	2	SHIELD, BEARING PULLEY, 3/8ID, CZ
11	5412787AYP	1	WELD, ARM, PUMP DRIVE IDLER, 6.38 - BLK
12	7078243YP	2	BEARING, Ball
13	5025017X40SM	1	BOLT, 1/2-13 X 5" GD5 YZ
14	5025394SM	3	NUT, Hex Flange, Nylock, 3/8-16
15	5023497SM	1	EYE BOLT, 3/8-16 X 5, 2.88THRD, 1EYE, CZ
16	5025128SM	1	NUT, Hex, Serrated Flange, 3/8-16 (S/N 616 & up)
17	5044960SM	2	SPACER, .39ID x 1 OD x 1/4
18	5025013X22SM	1	CAPSCREW, Hex Head, 3/8-16 X 2-3/4
19	5025293SM	1	WASHER, 3/8" GR. 9 FLAT
20	5046860SM	1	SPACER, .39 X 1.00 X .50, PM, CZ
21	5025165SM	1	WASHER, Fender, 3/8
22	5025013X18SM	1	CAPSCREW, Hex Head, 3/8-16 X 1-3/4
23	5025396SM	1	NUT, Hex Flange, 1/2-13

**HYRDO-GEAR MODEL 1710-1024L (P/N: 5104389)**

HYRDO-GEAR MODEL 1710-1024R (P/N: 5104388)

HYRDO-GEAR MODEL 1710-1057L (P/N: 5104386)

HYRDO-GEAR MODEL 1710-1057R (P/N: 5104385)

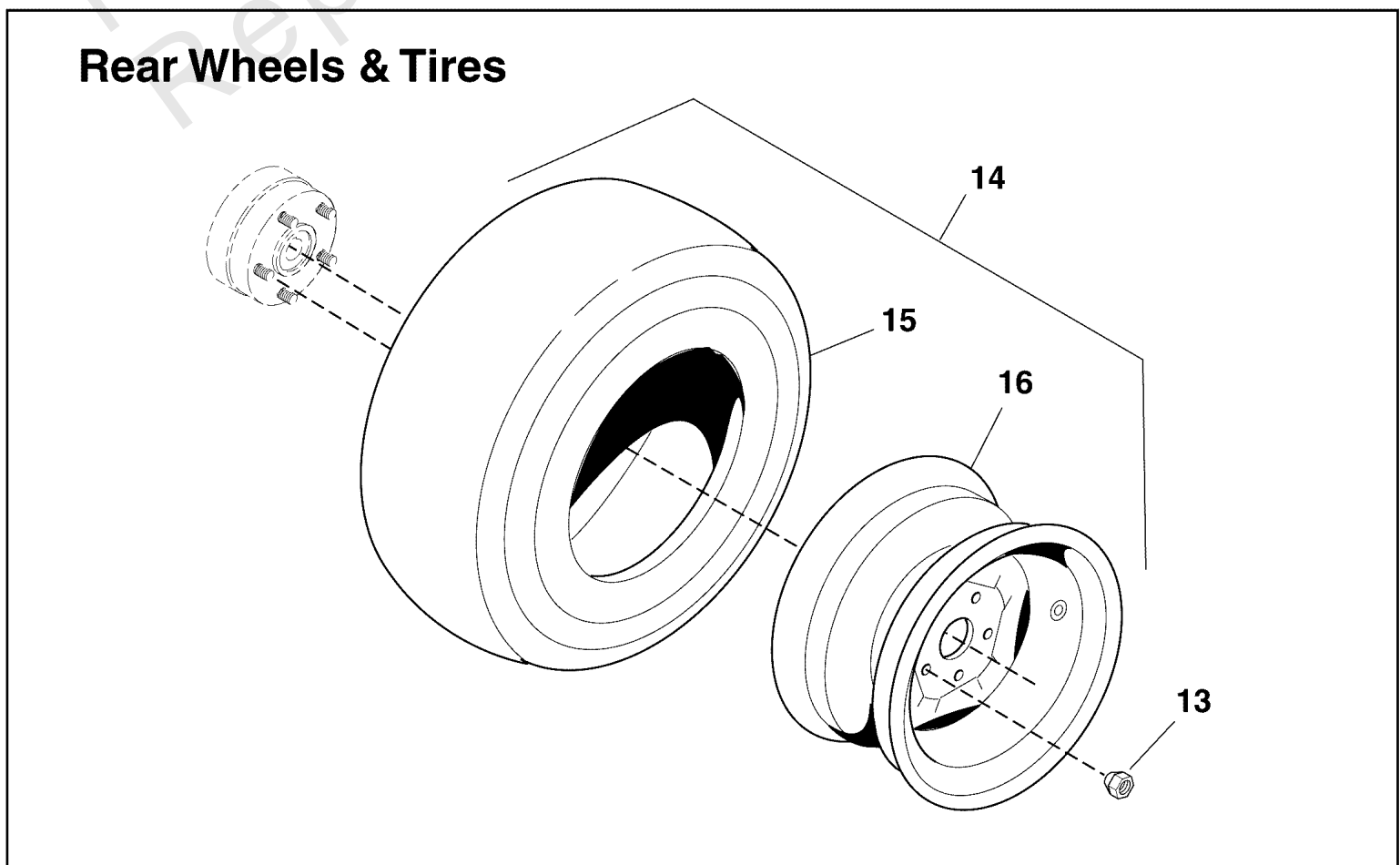
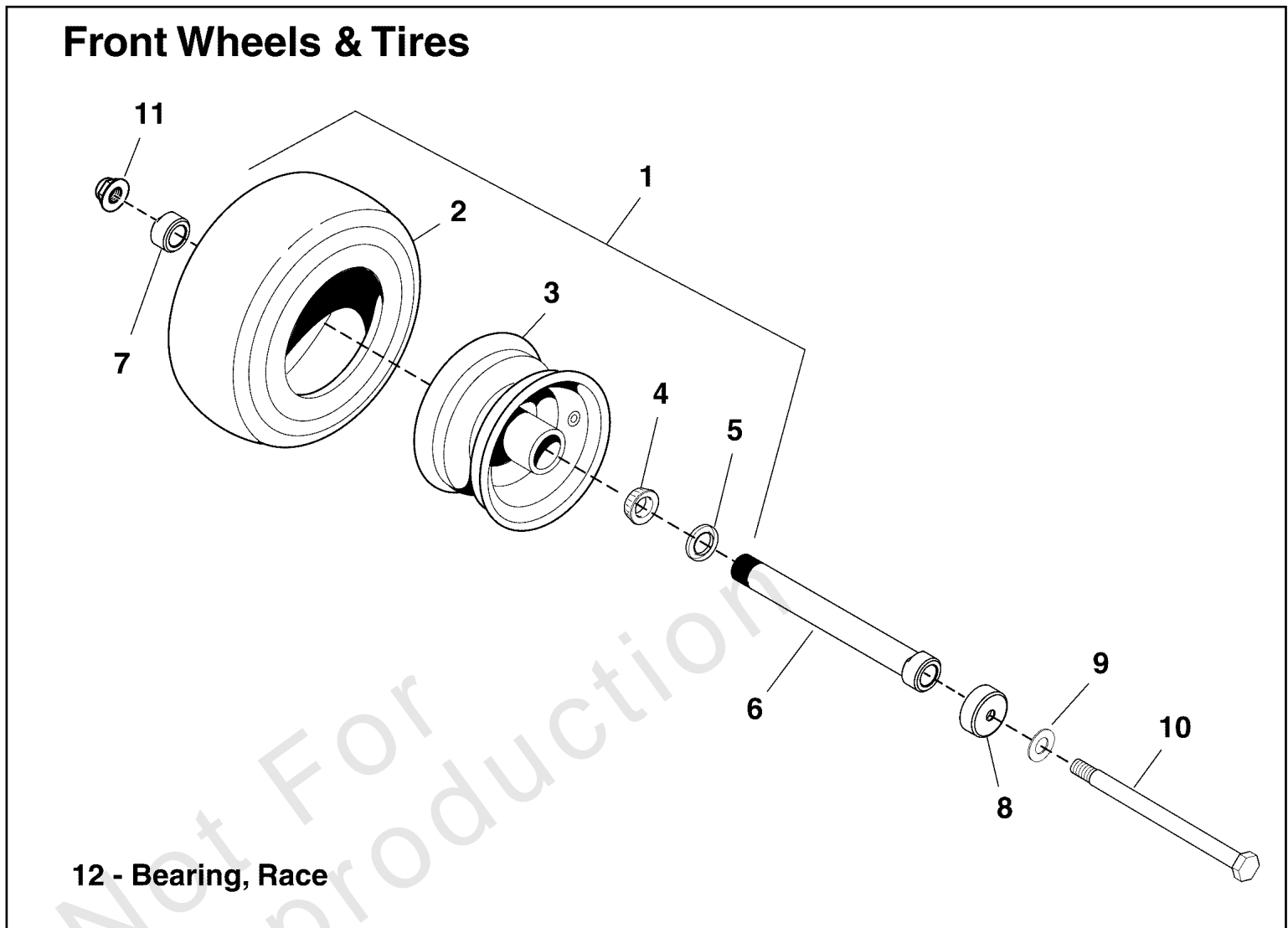


200 - SEAL KIT (\*) PARTS INCLUDED IN SEAL KIT

## Transaxle SERVICE Parts

REF NO	PART NO	QTY	DESCRIPTION
100	5104385X1YP	1	KIT, FILTER (SV)
122	5101987X5YP	1	AXLE CAP (SV)
136	5104387YP	1	KIT, FAN/PULLEY (SV)
200	5104385X2YP	1	KIT, SEAL (SV)

Not For Reproduction



## Wheel & Tire Group

REF NO	PART NO	QTY	DESCRIPTION
1	5023136YP	2	TIRE ASSY, 13 X 6.5 SILVER
2	5022577YP	2	TIRE, Rubber Only
3	5023136X1YP	2	WHEEL ASSEMBLY, FOR 13 X 6.5 X 6 TIRES (INCLUDES BEARING AND SEALS)
4	5022631SX2SM	4	BEARING, TAPERED CONE -(2 per tire)
5	5022631SX3SM	4	SEAL, GREASE -(2 per tire)
6	5103649YP	2	BEARING ADJUSTER, SPACER, 7.062 LG
7	5103650YP	2	NUT, BEARING ADJUSTER, AXLE
8	5103594YP	4	DEBRIS, COVER, CASTER WHEELS
9	5025158SM	2	WASHER, 1/2 SAE
10	5025017X72YP	2	BOLT, 1/2-13 X 9 GD5 YZ
11	5025396SM	2	NUT, 1/2-13 HEX NYLOCK FLANGE
12	5022631SX4SM	2	BEARING, RACE -(Not illustrated)
13	5020601SM	10	NUT, 1/2-20, FOR WHEEL BOLT SILVER
14	5104029YP	2	TIRE/WHEEL ASM, 24X12.00-12, TURF SMART -(S/N: 4000771923 and below)
14	5023365YP	2	TIRE ASSM 24X12.00-1 -(S/N: 4000771924 and above)
15	5104029X1YP	2	TIRE, 24X12.00-12, TURF SMART -(S/N: 4000771923 and below)
15	5023240X1YP	2	TIRE 24 X 12 X 12 -(S/N: 4000771924 and above)
16	5023364YP	2	WHEEL, 12 X 8.5

# Hardware Identification & Torque Specifications

Torque Specification Chart								
FOR STANDARD METRIC MACHINE HARDWARE (Tolerance ± 20%)								
Property Class	5.6		8.8		10.9		12.9	
	Class 5.6		Class 8.8		Class 10.9		Class 12.9	
Size Of Hardware	in/lbs	Nm.	in/lbs	Nm.	in/lbs	Nm.	in/lbs	Nm.
	ft/lbs		ft/lbs		ft/lbs		ft/lbs	
M3	5.88	.56	13.44	1.28	19.2	1.80	22.92	2.15
M4	13.44	1.28	30.72	2.90	43.44	4.10	52.56	4.95
M5	26.4	2.50	60.96	5.75	5.97	8.10	7.15	9.7
M6	44.64	4.3	7.3	9.9	10.3	14	12.1	16.5
M7	5.2	7.1	12.1	16.5	16.9	23	19.9	27
M8	7.7	10.5	17.7	24	25	34	29	40
M10	15	21	35	48	50	67	59	81
M12	26	36	61	83	86.2	117	103	140
M14	42	58	101	132	136	185	162	220
M16	64	88	147	200	210	285	250	340
M18	89	121	202	275	287	390	346	470
M20	126	171	290	390	405	550	486	660
M22	169	230	390	530	559	745	656	890
M24	217	295	497	375	708	960	840	1140
M27	320	435	733	995	1032	1400	1239	1680
M30	435	590	995	1350	1401	1900	1681	2280
M33	590	800	1349	1830	1902	2580	2278	3090
M36	759	1030	1740	2360	2441	3310	2935	3980
M39	988	1340	2249	3050	3163	4290	3798	5150

Torque Specification Chart						
FOR STANDARD MACHINE HARDWARE (Tolerance ± 20%)						
Hardware Grade	No Marks		SAE Grade 5		SAE Grade 8	
	SAE Grade 2		SAE Grade 5		SAE Grade 8	
Size Of Hardware	in/lbs	Nm.	in/lbs	Nm.	in/lbs	Nm.
	ft/lbs		ft/lbs		ft/lbs	
8-32	19	2.1	30	3.4	41	4.6
8-36	20	2.3	31	3.5	43	4.9
10-24	27	3.1	43	4.9	60	6.8
10-32	31	3.5	49	5.5	68	7.7
1/4-20	66	7.6	8	10.9	12	16.3
1/4-28	76	8.6	10	13.6	14	19.0
5/16-18	11	15.0	17	23.1	25	34.0
5/16-24	12	16.3	19	25.8	29	34.0
3/8-16	20	27.2	30	40.8	45	61.2
3/8-24	23	31.3	35	47.6	50	68.0
7/16-14	30	40.8	50	68.0	70	95.2
7/16-20	35	47.6	55	74.8	80	108.8
1/2-13	50	68.0	75	102.0	110	149.6
1/2-20	55	74.8	90	122.4	120	163.2
9/16-12	65	88.4	110	149.6	150	204.0
9/16-18	75	102.0	120	163.2	170	231.2
5/8-11	90	122.4	150	204.0	220	299.2
5/8-18	100	136	180	244.8	240	326.4
3/4-10	160	217.6	260	353.6	386	525.0
3/4-16	180	244.8	300	408.0	420	571.2
7/8-9	140	190.4	400	544.0	600	816.0
7/8-14	155	210.8	440	598.4	660	897.6
1-8	220	299.2	580	788.8	900	1,244.0
1-12	240	326.4	640	870.4	1,000	1,360.0

The guides and ruler furnished below are designed to help you select the appropriate hardware.



Nut, M8

Thread Diameter (mm)

Inside Diameter (in)      Threads per inch

Nut, 1/2-16



Screw, M8- 1.25 x 25

Thread Diameter (mm)      Distance between threads (mm)      Body Length (mm)

Body Diameter      Threads per inch      Body Length (in)

Screw, 1/2- 16 x 2



## Standard Hardware Sizing

When a washer or nut is identified as 1/2" (M8), this is the *Nominal size*, meaning the *inside diameter* is 1/2 inch (8mm metric thread diameter); if a second number is present it represents the *threads per inch* (distance between threads).

When bolt or capscrew is identified as 1/2 - 16 x 2" (M8 - 1.25 x 50), this means the *Nominal size*, or body diameter is 1/2 inch (8mm metric thread diameter), the second number, 16, represents the *threads per inch*, (*distance between threads*). The final number is the body length of the bolt or screw, 2 inches (50mm).

## NOTES

- These torque values are to be used for all hardware excluding: locknuts, self-tapping screws, thread forming screws, sheet metal screws and socket head setscrews.
- Recommended seating torque values for locknuts:
  - for prevailing torque locknuts - use 65% of grade 5 torques.
  - for flange whizlock nuts and screws - use 135% of grade 5 torques.
- Unless otherwise noted on assembly drawings, all torque values must meet this specification.

## Common Hardware Types

Hex Head Capscrew



Washer



Carriage Bolt



Hex Nut

## Wrench & Fastener Size Guide

1/4" Bolt or Nut Wrench—7/16"	5/16" Bolt or Nut Wrench—1/2"	3/8" Bolt or Nut Wrench—9/16"	7/16" Bolt or Nut Wrench (Bolt)—5/8" Wrench (Nut)—11/16"	1/2" Bolt or Nut Wrench—3/4"
M6 Bolt or Nut Wrench—10mm	M8 Bolt or Nut Wrench—13mm	M10 Bolt or Nut Wrench—17mm	M12 Bolt or Nut Wrench—19mm	M14 Bolt or Nut Wrench—22mm



